

**GOVERNMENT OF TAMIL NADU
PUBLIC WORKS DEPARTMENT**

**STANDARD SCHEDULE OF RATES
[FOR BASIC ITEMS ONLY]**

2015-2016

[WITH EFFECT FROM 01.08.2015]



**GOVERNMENT OF TAMIL NADU
PUBLIC WORKS DEPARTMENT**

**OFFICE OF THE ENGINEER-IN-CHIEF, WRD &
CHIEF ENGINEER (GENERAL), PWD., CHEPAUK, CHENNAI-5.**

**Present: Er. S. Thirumaran, M.E.,
Engineer-in-Chief, WRD &
Chief Engineer (General), PWD.**

Proceedings No. HDO / 24087 / 2015-1, dated 01.08.2015

Sub: Public Works Department – **Standard Schedule of Rates for the year 2015-2016** for adoption in preparation of estimates with effect from **01.08.2015** – Approved – Communication of – Regarding.

Ref: Engineer-in-Chief, WRD & Chief Engineer (General), PWD, Chennai-5, Proceedings No. HDO (A) / 23824 / 2014-1, dated 01.07.2014.



The Standard Schedule of Rates, Cost of Cement and Cost of Steel approved for the year **2015-2016** by the Schedule of Rates Committee are herewith communicated for adoption in the preparation of estimates **with effect from 01.08.2015**.

2.0. The Schedule of Rates, 2014-2015 communicated in this office proceedings cited shall be in force upto 31.07.2015.

3.0. The receipt of Standard Schedule of Rates for the year 2015-2016 along with its enclosures may be acknowledged.

Encl.: Standard Schedule of Rates, 2015-16–One Booklet

**Engineer-in-Chief, WRD &
Chief Engineer (General),
PWD, Chennai-5.**

To

1. The Engineer-in-Chief (Buildings) & Chief Engineer (Buildings), PWD, Chennai Region, Chennai-5.
2. The Director General, Highways Department, Chepauk, Chennai-5.
3. The Chief Engineer, WRD, Design Research and Construction Support, Chennai-5.
4. The Deputy Secretary to Government (Budget), Finance Department, Secretariat, Chennai-9.

Copy to all the Regional Chief Engineers of Water Resources Department.

Copy to all the Regional Chief Engineers of Building Organisation.

Copy to all the Superintending Engineers of Water Resources Department with a request to prepare required number of Standard Schedule of Rates for the year 2015-2016 pertaining to the districts under their jurisdiction and to arrange for supply the same to all the Offices of WRD and Building Organisation of PWD upto the level of Section Officers for adoption in preparation of estimates and also requested to send the copies to the respective District Collectors also.

Copy to all the Superintending Engineers of Building Organisation.

Copy to the Principal Secretary to Government, Public Works Department, Secretariat, Chennai-9.

Copy to the Secretary to Government, Municipal Administration and Water Supply Department, Secretariat, Chennai-9.

Copy to the Secretary to Government, Rural Development and Local Administration, Secretariat, Chennai-9.

Copy to all District Collectors.

Copy to the Commissioner, Corporation of Chennai, Chennai-3

Copy to the Engineering Director, TWAD Board, Chepauk, Chennai-5.

Copy to the Chief Engineer (Civil Design), TNEB, Anna Salai, Chennai-2.

Copy to the Chief Engineer, Tamil Nadu Housing Board, Nandanam, Chennai-35.

Copy to Chief Engineer (Civil Design), Tamil Nadu Slum Clearance Board, Chennai-5.

Copy to the Chief Engineer, PWD, Technical Education Circle, Guindy, Chennai-25.

Copy to the Chief Engineer, PWD, Fishing Harbour Project Circle, DMS Compound, Chennai-6.

Copy to the Chief Engineer, Tamil Nadu State Police Housing Corporation, Chennai

Copy to the Joint Chief Engineer (General), PWD, Chennai-5.

Copy to the Joint Chief Engineer (Irrigation), PWD, Chennai-5.

Copy to the Joint Chief Engineer (Buildings), PWD, Chennai-5.

Copy to the Superintending Engineer, PWD, Planning & Designs Circle, Chennai-5 (with 5 copies)

Copy to the Deputy Chief Engineer (Buildings), PWD, Chennai-5.

Copy to all the Executive Engineers of Water Resources Department (by email).

Copy to all the Executive Engineers of Building Organisation (by email).

Copy to the Head Draughting Officer, O/o. the Engineer-in-Chief, WRD and Chief Engineer (General), PWD, Chennai-5.

Copy to the Head Draughting Officer, O/o. the Engineer-in-Chief (Buildings) & Chief Engineer (Buildings), Chennai Region, PWD, Chennai-5

Copy to Stock File

Spare copies - 50 Nos.



**GOVERNMENT OF TAMIL NADU
PUBLIC WORKS DEPARTMENT**

**OFFICE OF THE ENGINEER-IN-CHIEF, WRD &
CHIEF ENGINEER (GENERAL), PWD., CHEPAUK, CHENNAI-5.**

**Present: Er. S. Thirumaran, M.E.,
Engineer-in-Chief, WRD &
Chief Engineer (General), PWD.**

Proceedings No. HDO / 24087 / 2015-2, dated 01.08.2015

Sub: Steel - Revised rate for **STEEL** for adoption in the preparation of estimates during the year **2015-2016** with effect from **01.08.2015** - Approved - Communication of - Regarding.

Ref: Engineer-in-Chief, WRD & Chief Engineer (General), PWD, Chennai-5, Proceedings No. HDO (A) / 23824 / 2014-2, dated 01.07.2014.




The cost of **STEEL** approved by the Schedule of Rates Committee for adoption in the preparation of estimates during the year 2015-2016 **with effect from 01.08.2015** is given below:

Steel : Rs.43,000/- per MT

(Rupees Forty Three Thousand only)

2.0. The above rate is inclusive of all taxes, freight charges, etc., at Stockyard / Dealer's Godown. Necessary lead charges (i.e. excluding loading & unloading charges), as applicable as per conveyance table, may be allowed from the Dealer's Godown to the site of work, if duly certified by an officer not below the rank of Assistant Executive Engineer.

3.0. However, in the case, if the source is specified as "Stockyard", the same shall be decided and approved by the Superintending Engineers concerned.


**Engineer-in-Chief, WRD &
Chief Engineer (General),
PWD, Chennai-5.**

To

1. The Engineer-in-Chief (Buildings) & Chief Engineer (Buildings), PWD, Chennai Region, Chennai-5.
2. The Director General, Highways Department, Chepauk, Chennai-5.
3. The Chief Engineer, WRD, Design Research and Construction Support, Chennai-5.
4. The Deputy Secretary to Government (Budget), Finance Department, Secretariat, Chennai-9.

Copy to all the Regional Chief Engineers of Water Resources Department.

Copy to all the Regional Chief Engineers of Building Organisation.

Copy to all the Superintending Engineers of Water Resources Department with a request to include the rates of steel in the Standard Schedule of Rates for the year 2015-2016 and to arrange for supply the same to all the Offices of WRD and Building Organisation of PWD upto the level of Section Officers for adoption in preparation of estimates and also requested to send the copies to the respective District Collectors also.

Copy to all the Superintending Engineers of Building Organisation.

Copy to the Principal Secretary to Government, Public Works Department, Secretariat, Chennai-9.

Copy to the Secretary to Government, Municipal Administration and Water Supply Department, Secretariat, Chennai-9.

Copy to the Secretary to Government, Rural Development and Local Administration, Secretariat, Chennai-9.

Copy to all District Collectors.

Copy to the Commissioner, Corporation of Chennai, Chennai-3

Copy to the Engineering Director, TWAD Board, Chepauk, Chennai-5.

Copy to the Chief Engineer (Civil Design), TNEB, Anna Salai, Chennai-2.

Copy to the Chief Engineer, Tamil Nadu Housing Board, Nandanam, Chennai-35.

Copy to Chief Engineer (Civil Design), Tamil Nadu Slum Clearance Board, Chennai-5.

Copy to the Chief Engineer, PWD, Technical Education Circle, Guindy, Chennai-25.

Copy to the Chief Engineer, PWD, Fishing Harbour Project Circle, DMS Compound, Chennai-6.

Copy to the Chief Engineer, Tamil Nadu State Police Housing Corporation, Chennai.

Copy to the Joint Chief Engineer (General), PWD, Chennai-5.

Copy to the Joint Chief Engineer (Irrigation), PWD, Chennai-5.

Copy to the Joint Chief Engineer (Buildings), PWD, Chennai-5.

Copy to the Superintending Engineer, PWD, Planning and Designs Circle, Chennai-5 (with 10 copies).

Copy to the Deputy Chief Engineer (Buildings), PWD, Chennai-5.

Copy to all the Executive Engineers of Water Resources Department (by email).

Copy to all the Executive Engineers of Building Organisation (by email).

Copy to the Head Draughting Officer, O/o. the Engineer-in-Chief, WRD and Chief Engineer (General), PWD, Chennai-5.

Copy to the Head Draughting Officer, O/o. the Engineer-in-Chief (Buildings) & Chief Engineer (Buildings), Chennai Region, PWD, Chennai-5.

Copy to Stock File.

Spare copies - 50 Nos.



**GOVERNMENT OF TAMIL NADU
PUBLIC WORKS DEPARTMENT**

**OFFICE OF THE ENGINEER-IN-CHIEF, WRD &
CHIEF ENGINEER (GENERAL), PWD., CHEPAUK, CHENNAI-5.**

**Present: Er. S. Thirumaran, M.E.,
Engineer-in-Chief, WRD &
Chief Engineer (General), PWD.**

Proceedings No. HDO / 24087 / 2015-3, dated 01.08.2015

Sub: Cement - Revised rate for **CEMENT** for adoption in the preparation of estimates during the year **2015-2016** with effect from **01.08.2015** - Approved - Communication of - Regarding.

Ref: Engineer-in-Chief, WRD & Chief Engineer (General), PWD, Chennai-5, Proceedings No. HDO (A) / 23824 / 2014-3, dated 01.07.2014.



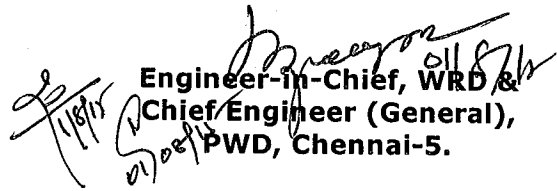
The cost of **CEMENT** approved by the Schedule of Rates Committee for adoption in the preparation of estimates during the year 2015-2016 **with effect from 01.08.2015** is given below:

Cement : Rs.6,400/- per MT

(Rupees Six Thousand and Four Hundred only)

2.0. The above rate is inclusive of all taxes, freight charges, etc., at Stockyard / Dealer's Godown. Necessary lead charges (i.e. excluding loading & unloading charges), as applicable as per conveyance table, may be allowed from the Dealer's Godown to the site of work, if duly certified by an officer not below the rank of Assistant Executive Engineer.

3.0. However, in the case, if the source is specified as "Stockyard", the same shall be decided and approved by the Superintending Engineers concerned.


**Engineer-in-Chief, WRD &
Chief Engineer (General),
PWD, Chennai-5.**

To

1. The Engineer-in-Chief (Buildings) & Chief Engineer (Buildings), PWD, Chennai Region, Chennai-5.
2. The Director General, Highways Department, Chepauk, Chennai-5.
3. The Chief Engineer, WRD, Design Research and Construction Support, Chennai-5.
4. The Deputy Secretary to Government (Budget), Finance Department, Secretariat, Chennai-9.

Copy to all the Regional Chief Engineers of Water Resources Department.

Copy to all the Regional Chief Engineers of Building Organisation.

Copy to all the Superintending Engineers of Water Resources Department with a request to include the rates of cement in the Standard Schedule of Rates for the year 2015-2016 and to arrange for supply the same to all the Offices of WRD and Building Organisation of PWD upto the level of Section Officers for adoption in preparation of estimates and also requested to send the copies to the respective District Collectors also.

Copy to all the Superintending Engineers of Building Organisation.

Copy to the Principal Secretary to Government, Public Works Department, Secretariat, Chennai-9.

Copy to the Secretary to Government, Municipal Administration and Water Supply Department, Secretariat, Chennai-9.

Copy to the Secretary to Government, Rural Development and Local Administration, Secretariat, Chennai-9.

Copy to all District Collectors.

Copy to the Commissioner, Corporation of Chennai, Chennai-3.

Copy to the Engineering Director, TWAD Board, Chepauk, Chennai-5.

Copy to the Chief Engineer (Civil Design), TNEB, Anna Salai, Chennai-2.

Copy to the Chief Engineer, Tamil Nadu Housing Board, Nandanam, Chennai-35.

Copy to Chief Engineer (Civil Design), Tamil Nadu Slum Clearance Board, Chennai-5.

Copy to the Chief Engineer, PWD, Technical Education Circle, Guindy, Chennai-25.

Copy to the Chief Engineer, PWD, Fishing Harbour Project Circle, DMS Compound, Chennai-6.

Copy to the Chief Engineer, Tamil Nadu State Police Housing Corporation, Chennai.

Copy to the Joint Chief Engineer (General), PWD, Chennai-5.

Copy to the Joint Chief Engineer (Irrigation), PWD, Chennai-5.

Copy to the Joint Chief Engineer (Buildings), PWD, Chennai-5.

Copy to the Superintending Engineer, PWD, Planning and Designs Circle, Chennai-5 (with 10 copies).

Copy to the Deputy Chief Engineer (Buildings), PWD, Chennai-5.

Copy to all the Executive Engineers of Water Resources Department (by email).

Copy to all the Executive Engineers of Building Organisation (by email).

Copy to the Head Draughting Officer, O/o. the Engineer-in-Chief, WRD and Chief Engineer (General), PWD, Chennai-5.

Copy to the Head Draughting Officer, O/o. the Engineer-in-Chief (Buildings) & Chief Engineer (Buildings), Chennai Region, PWD, Chennai-5.

Copy to Stock File.

Spare copies - 50 Nos.

INDEX

Sl. No.	Description	Page
1	General Note	01-07
2	General Note – Table	08-10
3	Annexure-I – Rates of Labour	11-14
4	Annexure-II – Rates of Materials	15-21
5	Annexure-III – Rates of Works	22-32
6	Annexure-IV – Head Load	33
7	Annexure-V – (A) Conveyance Table in Plains	34
8	Annexure-V – (B) Conveyance Table in Hills	35
9	Annexure-VI – Rates of Other Construction Materials	36-59
10	Annexure-VII – Rates of Electrical Items of Works	60-83

**GOVERNMENT OF TAMIL NADU
PUBLIC WORKS DEPARTMENT**

STANDARD SCHEDULE OF RATES FOR THE YEAR 2015-2016

GENERAL NOTE

For special nature of works, for which rates are not covered in the Schedule of Rates, such as road works, water supply, drainage, etc., separate schedule of rates issued by the respective officers / department / board are to be followed.

Extra percentage other than those for the specified areas noted below, shall not be allowed.

1. Corporation Limits:

An extra 10% on the Rates of Labour, Rates of Works and for Head Load shall be allowed for the works in Chennai Corporation limit & belt area of 32 km around Chennai Corporation, Madurai Corporation limits, Coimbatore Corporation limits and also for works in Hosur Taluk.

2. An extra 5% on the Rates of Labour, Rates of Works and for Head Load shall be allowed for the works in Trichy, Salem, Tirunelveli, Tiruppur, Erode, Thoothukudi and Vellore Corporation limits.

3. Restricted areas :

- (i) **An extra 10%** on the Rates of Labour and Rates of Works shall be allowed for **sewer works under unhygienic condition.**
- (ii) **An extra 10%** on the Rates of Labour, Rates of Works and Conveyance Charges shall be allowed for works in the campus of **Central Jails.**
- (iii) **An extra 5%** on the Rates of Labour, Rates of Works and Conveyance Charges shall be allowed for works in the campus of **Sub-jails.**

- (iv) **An extra 20%** on Rates of Labour, Rates of Materials, Rates of Works, Conveyance Charges and Head Load shall be allowed for works in **Reserve Forest Areas**.

4. For works in Hills:

As the transport facilities in most of the Hilly Areas are now considerably improved and as there is no necessity for allowing extra percentage as hitherto followed, the Hilly Areas are now again regrouped as detailed hereunder and the extra percentage allowable has been revised accordingly and fixed.

The conveyance table approved and furnished in the schedule of rates under the Head **V. Conveyance Table, b. Conveyance of materials by road on hills** shall be adopted for all works in hills.

- (i) For works in **Nilgiris District an extra 40% on the** rates of labour, rates of work, head load and an extra 25% on the rates of materials shall be allowed.
- (ii) For works in **Mudumalai Sanctuary, Shandy Nallah Sheep Farm, Dansandle areas, an extra 40%** over rates of labour, rates of work and head load and an extra 25% on the rates of materials shall be allowed.
- (iii) For works in **Valparai Area an extra 40% on the** rates of labour, rates of work, head load and an extra 25% on the rates of materials shall be allowed.
- (iv) For works in **Gudiyalathur, Siruvani, Thavalamalai Hills, Talavadi Hills, Bargur Hills, Anamalai, Chennimalai and Sivanmalai Hills an extra 20%** on the Rates of Labour, Rates of Materials, Rates of Works and Head Load shall be allowed.
- (v) **For works in Western Ghats** of Madurai, Virudhunagar, Coimbatore, Tirunelveli & Kanyakumari Districts an extra 20% on the Rates of Labour, Rates of Materials, Rates of Works and Head Load shall be allowed.

- (vi) (a) **An extra 50%** on the Rates of Labour for works in Thekkady shall be allowed.
- (b) **Add 25% extra** shall be allowable on the Rates of Materials which are to be supplied at Thekkady, subject to the condition that there shall not be any extra on conveyance, tollgate fee, interstate allowance, etc. The conveyance charge as applicable for Ghat Road, Cart Track, etc., as per schedule of rates is only applicable.
- (vii) **An extra 60%** shall be allowable on the Rates of Materials to be supplied for Periyar Dam Site subject to the condition that there shall not be any extra on conveyance, tollgate fee, interstate allowance, etc. The conveyance charge as applicable for Ghat Road, Cart Track, etc., as per schedule of rates is only applicable.
- (viii) **An extra 100%** on the Rates of Labour for works in Periyar Dam Site under normal condition shall be allowed.
- (ix) **An extra 150%** on the Rates of Labour for works in Periyar Dam Site under hanging condition shall be allowed.
- (x) **An extra 50%** on the Rates of Labour, Rates of Materials, Rate of Works and Head Load shall be allowed for the works at Lower Camp above Kuruvanthu Bridge, Bodi Hills, Cumbam mettu, Sirumalai, Pachai Kamatchi Hills, Palani Hills, Tiruparankundram Hills, Idumban Hills, Megamalai Panchayat and Thummakundu Panchayat.
- (xi) **An extra 40%** on the Rates of Labour, Rates of Works and Head Load and an extra 25% over the Rates of Materials shall be allowed for the works at Kodaikanal.

- (xii) **An extra 25%** on the Rates of Labour, Rates of Materials, Rates of Works and Head Load shall be allowed for works in Yercaud, Yercaud Sub-Taluk, Boothamalai, Aranuthumalai, Sarugumalai and Thiruchengode Hills in Salem & Namakkal District.
- (xiii) **An extra 40%** on the Rates of Labour, Rates of Works and Head Load and **an extra 25%** over the Rates of Materials shall be allowed for works in Kalrayan Hills, Pachamalai Hills and Kolli Hills in Salem & Namakkal Districts.
- (xiv) **An extra 40%** on the Rates of Labour, Rates of Works and Head Load and **an extra 25%** over the Rates of Materials shall be allowed for works in Jawadhu Hills, Elagiri Hills, Kalrayan Hills, Nakkanamalai Hills, Naickerner Hills Tiruvannamalai & Vellore Districts.
- (xv) **An extra 40%** on the Rates of Labour, Rates of Works and Head Load and **an extra 25%** over the Rates of Materials shall be allowed for works in Piranmalai covering Oduvarpatti, Kattugudi Patti, Ponnadaipattu, V. Pudur Village, Mamalai covering Vannar Irruppu, Nagamangalam Villages, Usilamalai covering Poolankurichi Village, Hillocks at Musundapatti, Usilam, Ammapatti and Thuthampatti in Sivagangai District.
- (xvi) **An extra 40%** on the Rates of Labour, Rates of Works and Head Load and **an extra 25%** over the Rates of Materials shall be allowed for works in Chitteri Hills, Sittiling in Kalrayan Hills in Dharmapuri District.
- (xvii) **An extra 40%** on the Rates of Labour, Rates of Works and Head Load and **an extra 25%** over the Rates of Materials shall be allowed for works in Kalrayan Hills in Cuddalore & Villupuram Districts.
- (xviii) **An extra 40%** on the Rates of Labour, Rates of Works and Head Load and **an extra 25%** over the Rates of Materials shall be allowed for works in Pachamalai Hills in Tiruchy, Karur & Perambalur Districts.

5. ISLANDS in Ramanathapuram District :

(a). For works in Rameswaram Island:

An extra 25% on the Rates of Labour, Rates of Works and Head Load shall be allowed.

(b). For works in Other Islands:

An extra 125% on the Rates of Labour, Rates of Materials, Rates of Works, Conveyance Charges and Head Load shall be allowed for other Islands in Ramanthapuram viz. (1) Upputhannie Island, (2) Puleevilaichalli Island, (3) Aalaippar Island, (4) Valimunai Island, (5) Appa Island, (6) Thalaiyari Island, (7) Valai Island, (8) Mullai Island, (9) Manoli Island, (10) Minoliputti Island, (11) Nadu Island (12) Nallathannie Island, (13) Pullivasal Island (14) Poomarichan Island, (15) Muyal Island, (16) Singala Island and (17) Kurusedar Island.

(c). For works in Islands of Thoothukudi District:

An extra 125% on the Rates of Labour, Rates of Materials, Rates of Works, Conveyance Charges and Head Load shall be allowed for Van, Kasuvar, Karaichalli Island and Vilankuchali Islands.

6. TUNNELS:

An extra 15% on the Rates of Labour and Rates of Works shall be allowed for works inside Tunnels.


7. DAM SITES UNDER HANGING CONDITION (Other than Periyar Dam Site):

An extra 75% on the Rates of Labour employed for the items of works, which may have to be executed **by hanging from the top of Dam through slings (or) rope ladders to work in dizzy height. (This will apply only for maintenance and repair works).**

8. GENERAL FOOT NOTE:

- (i) The rates of labour means the labour rates fixed under the head, **Rates of Labour**.
- (ii) **Rates of Works** includes the labour for earthwork, refilling foundation, dismantling, jungle clearance, head load, etc., also where human labour alone is involved.
- (iii) The percentage increase provided for the materials are applicable **only for the materials which are quarried or manufactured locally in the specified area**.
- (iv) The percentage increase provided for **Rates of Works** are allowable only on the items where human labour alone is involved.
- (v) The percentage increase provided for **Conveyance Charges** are allowable for the distance covered in the specified area / Special Tract only.
- (vi) The extra percentage allowable as specified above shall not be applicable for the materials / works covered under Annexure-VI "Rates of Other Construction Materials" and Annexure-VII "Rates of Electrical Items of Works". Similarly, no conveyance charges shall be allowed for the items covered under these two categories. The rates approved therein are applicable at site of work.
- (vii) While adopting source of any materials inside the special tracts viz., Corporation limits, Reserve Forest Areas, Hilly Areas, Islands, Dam Sites etc., where extra percentage allowable for the materials which are quarried or manufactured locally, it is the duty of the officer in charge of the work (not below the rank of Assistant Executive Engineer), to analyse and confirm whether the finished cost of such materials / works are higher if the materials are conveyed and brought to the site from the areas outside the specified area, where such extra percentage are not permissible.

- (viii) The necessity of inclusion of relevant footnotes in respect of the districts covered under their region other than the general notes furnished above, if any, may be analysed and recommendations sent to the Engineer-in-Chief, WRD & Chief Engineer (General), PWD, Chennai-5 for consideration by the Schedule of Rates Committee and approval.



Engineer-in-Chief, WRD &
Chief Engineer (General),
PWD, Chennai-5.

**STATEMENT SHOWING THE EXTRA PERCENTAGE ALLOWABLE
AS PER GENERAL NOTE TO SCHEDULE OF RATES FOR THE YEAR 2015-2016
(with effect from 01.08.2015)**

Sl. No.	Area	Percentage extra allowable on				
		Labour	Material	Rate of work (where human labour involved)	Conveyance	Head load
1	For works in Chennai Corporation limits and belt area of 32 KM around Chennai Corporation, Madurai Corporation limits, Coimbatore Corporation limits and also for works in Hosur Taluk	10%	-	10%	-	10%
2	For works in Trichy, Salem, Tirunelveli, Tiruppur, Erode, Thoothukudi and Vellore Corporation limits	5%	-	5%	-	5%
3	Restricted Areas					
i	For sewer works under unhygienic condition	10%	-	10%	-	-
ii	For works in Central Jail Campus	10%	-	10%	10%	-
iii	For works in Sub-Jail Campus	5%	-	5%	5%	-
iv	For works in Reserve Forest Areas	20%	20%	20%	20%	20%
4	Hills					
i	For works in Nilgiris District	40%	25%	40%	-	40%
ii	For works at Mudumalai Sanctuary, Shandy Nalla Sheep Form, Dansandle Area	40%	25%	40%	-	40%
iii	For works at Valparai	40%	25%	40%	-	40%
iv	For works at Gudiyalathur, Siruvani, Thavalamalai Hills, Thalavadi Hills, Bargur Hills, Anamalai, Chennai Malai and Sivanmalai Hills	20%	20%	20%	-	20%
v	For works in Western Ghats of Madurai, Virudhunagar, Coimbatore, Tirunelveli and Kanyakumari Districts	20%	20%	20%	-	20%
	In Madurai, Theni and Dindigul Districts					
vi	For works at Thekkady	50%	25%	-	-	-
vii	For works at Periyar Dam Site	-	60%	-	-	-
viii	For works at Periyar Dam Site under normal condition	100%	-	-	-	-
ix	For works at Periyar Dam Site under hanging condition	150%	-	-	-	-

Sl. No.	Area	Percentage extra allowable on				
		Labour	Material	Rate of work (where human labour involved)	Conveyance	Head load
x	For works at Lower Camp above Kuruvanthu Bridge, Bodi Hills, Cumbam Mettu, Sirumalai, Pachai Kamatchi Hills, Palani Hills, Tiruparankundram Hills, Irdumban Hills, Megamalai Panchayat and Thummakundu Panchayat	50%	50%	50%	-	50%
xi	For works at Kodaikanal	40%	25%	40%	-	40%
xii	For works at Yercaud Hills, Yercaud Sub-Taluk, Boothamalai, Aranuthumalai, Sarugumalai and Tiruchengodu Hills in Salem and Namakkal Districts	25%	25%	25%	-	25%
xiii	For works at Kalrayan Hills, Pachamalai Hills, Kolli Hills in Salem and Namakkal Districts	40%	25%	40%	-	40%
xiv	For works at Jawadhu Hills, Elagiri Hills, Kalrayan Hills, Nakkanamalai Hills, Naickenneri Hills in Tiruvannamalai and Vellore Districts	40%	25%	40%	-	40%
xv	For works at Piranmalai covering Oduvarpatti, Kattugudipatti, Pannadaipattu, V.Pudur Villages, Mamalai covering Vannar Iruppu, Nagamangalam Villages, Usilamalai covering Poolankurichi Village, Hillocks at Musundapatti, Usilam, Ammapatty and Thuthampatti in Sivagangai District	40%	25%	40%	-	40%
xvi	For works at Chitheri Hills, Sittiling in Kalrayan Hills in Dharmapuri District	40%	25%	40%	-	40%
xvii	For works at Kalrayan Hills in Cuddalore and Villupuram Districts	40%	25%	40%	-	40%
xviii	For works at Pachamalai Hills in Trichy, Karur and Perambalur Districts	40%	25%	40%	-	40%
5	Islands					
i	For works at Rameswaram Island in Ramanathapuram District	25%	-	25%	-	25%
ii	For works in other Islands, viz. Upputhannie, Puleevilaichalli, Alaiappar, Valimunai, Appa, Thalaiyari, Valai, Mullai, Manoli, Minidiputti, Nadu, Nallathannie, Pullivasal, Poomarichan, Muyal, Singala, Kuruseedar Islands in Ramanathapuram District	125%	125%	125%	125%	125%

Sl. No.	Area	Percentage extra allowable on				
		Labour	Material	Rate of work (where human labour involved)	Conveyance	Head load
iii	For works in Van, Kasuvar, Karaichalli and Vilankurichi Islands in Thoothukudi District	125%	125%	125%	125%	125%
6	Tunnels					
i	Where human labour alone is involved	15%	-	15%	-	-
7	Dam sites under hanging condition					
i	For works at dam sites other than Periyar Dam Site, which may be executed by hanging from top of dam through slings or rope ladders to work in dizzy height	75%	-	-	-	-


 Engineer-in-Chief, WRD &
 Chief Engineer (General),
 PWD, Chennai-5.

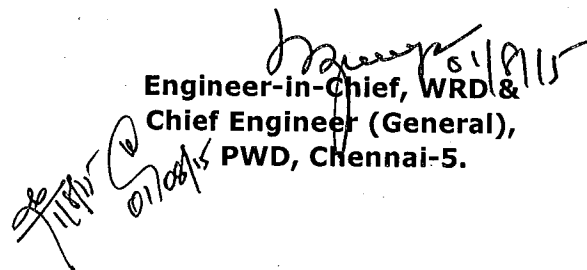
ANNEXURE-I
RATES OF LABOUR

Sl. No.	Sch. Item No.	Description of Labour	Unit	Rate approved for the year 2015-2016 (w.e.f. 01.08.2015)
1	2	Axe Mazdoor	Day	264.00
2	4	Blacksmith - I Class	Day	348.00
3	4A	Blacksmith - II Class	Day	320.00
4	5	Boat Mazdoor	Day	292.00
5	8	Bullocks pair with driver (with bandy)	Day	521.00
6	8A	Bullocks single with driver (with bandy)	Day	376.00
7	11	Carpenter - I Class	Day	441.00
8	12	Carpenter - II Class	Day	404.00
9	13	Caulker	Day	292.00
10	15	Cleaner - First Grade	Day	236.00
11	15A	Cleaner - Second Grade	Day	223.00
12	18	Ferry Mazdoor	Day	292.00
13	19	Fitter - I Class	Day	399.00
14	19A	Fitter II Class	Day	372.00
15	20	Fitter (Pipe Laying / Bar bending) - I Class	Day	392.00
16	20A	Fitter (Pipe Laying / Bar bending) - II Class	Day	364.00
17	21	Floor Polisher	Day	348.00
18	22	Gardener	Day	264.00
19	25	Hammer Mazdoor	Day	280.00
20	26	Head Mazdoor for Well Sinking	Day	292.00
21	27	Driver (Light Duty)	Day	348.00
22	27A	Driver (Heavy Duty)	Day	372.00
23	28	Jumper Mazdoor	Day	264.00
24	36	Maistry, Road Inspector & Work Inspector	Day	336.00
25	36A	Maistry, Road Inspector & Work Inspector (Degree Holder)	Day	372.00
26	37	Mason for Brick Work-I Class	Day	451.00
27	37A	Mason for Brick Work-II Class	Day	404.00
28	38	Mason for Stone Work-I Class	Day	451.00

Sl. No.	Sch. Item No.	Description of Labour	Unit	Rate approved for the year 2015-2016 (w.e.f. 01.08.2015)
29	38A	Mason for Stone Work-II Class	Day	404.00
30	39A	Mazdoor Category-I	Day	282.00
31	39B	Mazdoor Category-II	Day	255.00
32	39C	Head Mazdoor	Day	292.00
33	40	Mechanic - I Class	Day	348.00
34	40A	Mechanic - II Class	Day	320.00
35	42	Mopla - I Class	Day	347.00
36	42A	Mopla - II Class	Day	320.00
37	43	Navagonies or Javali Man I Class	Day	292.00
38	44	Painter / Varnisher - I Class	Day	361.00
39	44A	Painter / Varnisher - II Class	Day	336.00
40	46	Pile Driver	Day	320.00
41	47	Plumber I Class	Day	392.00
42	47A	Plumber II Class	Day	364.00
43	48	Pump Driver	Day	292.00
44	52	Sawyer	Day	320.00
45	54	Smith I Class	Day	347.00
46	54A	Smith II Class	Day	320.00
47	55	Sprayer Mazdoor (for bitumen, tar etc.)	Day	264.00
48	56	Stone Cutter - I Class	Day	347.00
49	56A	Stone Cutter - II Class	Day	320.00
50	58	Syrang - I Class	Day	347.00
51	58A	Syrang - II Class	Day	320.00
52	60	Thatcher	Day	280.00
53	62	Tinker - I Class	Day	280.00
54	62A	Tinker - II Class	Day	264.00
55	63	Turner - I Class	Day	320.00
56	63A	Turner - II Class	Day	292.00
57	64	Time Keeper I Class	Day	347.00
58	64A	Time Keeper II Class	Day	320.00

Sl. No.	Sch. Item No.	Description of Labour	Unit	Rate approved for the year 2015-2016 (w.e.f. 01.08.2015)
59	67	Welder / Bracer - I Class	Day	347.00
60	67A	Welder / Bracer - II Class	Day	320.00
61	68	Well Diver for removing silt - I Class	Day	347.00
62	68A	Well Diver for removing silt - II Class	Day	320.00
63	69	Well Sinker - I Class	Day	392.00
64	69A	Well Sinker - II Class	Day	364.00
65	70	Well Sinking Diver working with Helmet (above two metres depth of water)	Day	404.00
66	72	Wodder	Day	292.00
		Technical Assistant		
67	76A	Technical Assistant - Grade I (B.E.Passed)	Day	579.00
68	76B	Technical Assistant - Grade II (Diploma in Engg. Passed / B.E. Failed / Degree in Geology for Ground water works)	Day	521.00
69	76C	Technical Assistant - Grade III (Diploma in Engg. Failed / ITI (civil) Passed	Day	441.00
70	76D	Cinema Operator (ITI Passed)	Day	364.00
71	76E	B.Sc., (Agriculture) Passed	Day	521.00
72	77A	Laboratory Assistant - Grade I (Post Graduate in Science)	Day	441.00
73	77B	Laboratory Assistant - Grade II (Degree in Science / Degree in Geology for Ground water)	Day	404.00
74	77C	Laboratory Assistant-Grade III (With Degree Qualification to work as works clerk)	Day	364.00
75	78A	Mazdoor employed for Geological mapping	Day	282.00
76	78B	Mazdoor employed for Pitting, Trenching, Sampling & Drilling works	Day	282.00
77	78C	Mazdoor employed for Geophysical investigation works	Day	282.00
78	78D	Head Mazdoor to Supervise exploratory works	Day	299.00
79	79	Mixer Operator (including concrete mixer)	Day	308.00
80	80	Mixer Driver	Day	292.00
81	81	Compressor Operator	Day	308.00

Sl. No.	Sch. Item No.	Description of Labour	Unit	Rate approved for the year 2015-2016 (w.e.f. 01.08.2015)
82	89A	Computer Operator Grade I [B.E. (Computer Science) / M.Sc., (Computer Science)]	Day	579.00
83	89B	Computer Operator Grade II [B.Sc. (Computer Science) / Diploma in Computer Science]	Day	521.00
84	90A	Irrigation Community Organaiser Grade-I [B.E. (Agri) Passed / B.Sc. (Agri) Passed / P.G. (Geology) & Rural Development]	Day	558.00
85	90B	Irrigation Community Organaiser Grade-II [B.E. (Agri) Failed / B.Sc. (Agri) Failed / Diploma in Agri. Passed]	Day	465.00
86	95	Heatmaster Operator	Day	292.00
87	96	Raker	Day	292.00
88	97	Geological Assistant	Day	429.00
89	98	Stone & Crusher Operator	Day	308.00
90	99	Heavy Mazdoor	Day	308.00
		Electrical Workers		
91	100	Wireman Grade-I / Electrician Grade-I	Day	393.00
92	101	Wireman Grade-II / Electrician Grade-II	Day	372.00
93	102	Electrical Helper	Day	280.00
94	103	Lift Operator	Day	336.00
95	104	Laboratory Attendant	Day	250.00
96	105	Sound Service Operator	Day	280.00
97	106	Electrical Maistry	Day	429.00


 Engineer-in-Chief, WRD &
 Chief Engineer (General),
 PWD, Chennai-5.

ANNEXURE-II
RATES OF MATERIALS

Sl. No.	Sch. Item No.	Description of Materials	Unit	Rate approved for the year 2015-2016 (w.e.f. 01.08.2015)
		A. BRICKS AND TILE PRODUCTS		
	1	Second Class Table Moulded Chamber Burnt Bricks		
1	a	9" x 4 ¹ / ₂ " x 3"	1000 Nos.	6525.00
2	b	9" x 4 ³ / ₈ " x 2 ³ / ₄ "	1000 Nos.	6270.00
	2	Second Class Ground Moulded Chamber Burnt Bricks		
3	a	9" x 4 ¹ / ₂ " x 3"	1000 Nos.	5620.00
4	b	9" x 4 ³ / ₈ " x 2 ³ / ₄ "	1000 Nos.	5460.00
	3	Third Class Country Brick Kiln Burnt		
5	a	8 ³ / ₄ " x 4 ¹ / ₄ " x 2 ³ / ₄ "	1000 Nos.	4725.00
6	b	8 ³ / ₄ " x 4 ¹ / ₄ " x 2 ¹ / ₄ "	1000 Nos.	3720.00
7	c	8 ³ / ₄ " x 4 ¹ / ₄ " x 2"	1000 Nos.	3565.00
	3A	Fly Ash Bricks		
8	a	230 x 110 x 70mm	1000 Nos.	5460.00
	b	230 x 110 x 75mm	1000 Nos.	5620.00
	4	Specially Moulded Country Brick for well steining		
9	a	8 ³ / ₄ " x 4 ¹ / ₄ " x 2"	1000 Nos.	2100.00
10	b	Perforated Bricks 19 x 9 x 9cm	1000 Nos.	3195.00
11	c	Terrace Bricks 15 x 7.5 x 2.5cm	1000 Nos.	822.00
	8	Flat Tiles		
12	a	15cm x 15cm x 12mm	1000 Nos.	773.00
13	b	15cm x 15cm x 20mm	1000 Nos.	917.00
	10	Brick Jelly		
14	a	40mm size	cum.	586.00
15	b	20mm size	cum.	652.00
	11	Pressed Tiles		
16	a	20 x 20 x 2cm	1000 Nos.	10335.00
17	b	23 x 23 x 2cm	1000 Nos.	14645.00
	12	Pan Tiles		
18	a	23cm x 8cm x 1.7cm	1000 Nos.	402.00

Sl. No.	Sch. Item No.	Description of Materials	Unit	Rate approved for the year 2015-2016 (w.e.f. 01.08.2015)
19	b	16.5cm x 8cm x 1.7cm	1000 Nos.	333.00
	13	Best Mangalore Tiles		
20	a	I Class'A'	1000 Nos.	9665.00
21	b	Class 'AA'	1000 Nos.	9840.00
22	c	Best Mangalore Ridge Tiles	1000 Nos.	28220.00
23	d	Best Mangalore Ceiling Tiles	1000 Nos.	5935.00
24	e	Best Mangalore Glass Roofing Tiles	Each	280.00
25	f	Best Mangalore Ventilating Tiles (Single)	Each	42.40
26	g	Best Mangalore Ventilating Tiles (Double)	Each	53.10
	23A	Mosaic Flooring Tiles (Grey)		
27	a	Mosaic (Grey) Tile 25 x 25 x 2cm	1000 Nos.	12060.00
28	b	Mosaic (Grey) Tile 20 x 20 x 2cm	1000 Nos.	7695.00
	23C	Mosaic (other Colour)		
29	a	Mosaic (other colour) Tile 25 x 25 x 2cm	1000 Nos.	16640.00
30	b	Mosaic (other colour) Tile 20 x 20 x 2cm	1000 Nos.	9835.00
31	c	Mosaic (Green) Tile 20 x 20 x 2cm	1000 Nos.	12060.00
32	d	Mosaic (Green) Tile 25 x 25 x 2cm	1000 Nos.	18920.00
33	24	Mosaic Chequered Tile Grey Colour Size 25 x 25 x 2 cm	1000 Nos.	15130.00
		B. STONE AND ROAD MATERIALS		
34	27	Rough Stone for masonry works (Hard Granite)	cum.	379.00
35	28	Rough Stone for revetment works	cum.	328.00
36	29	Jeddy size for revetment (Hard Granite)	cum.	361.00
37	29a	Cut Stone Pillar of size 0.15 x 0.15 x 2.1m	Each	141.00
38	30	From boulders without blasting for revetment	cum.	96.70
39	30a	From boulders without blasting for masonry	cum.	126.00
40	32	Course Rubble Stone for masonry works	cum.	303.00
41	33	Course Rubble Stone for Arch works	cum.	328.00
42	33 (A) I	Chisel Dressed Stone 70cm x 30cm x 29cm	Each	150.00
43	II	Chisel Dressed Stone 37cm x 30cm x 29cm	Each	135.00
44	(B)	Hammer Dressed Stone 37cm x 30cm x 29cm	Each	105.00


Sl. No.	Sch. Item No.	Description of Materials	Unit	Rate approved for the year 2015-2016 (w.e.f. 01.08.2015)
45	34	Cut Stone Fully Dressed to size on all faces	cum.	5405.00
46	35	Cut Stone Roughly Dressed	cum.	3730.00
47	36	Ashlar Arch Stone Fully Dressed to size all faces	cum.	4115.00
48	38	Flooring Stone SS Size (Not less than 10cm thick)	sqm.	301.00
49	39 a	Stone Slab for Culvert (3 faces one line dressed) Above 1.2m	cum.	3920.00
50	b	Stone Slab for Culvert (3 faces one line dressed) Upto 1.2m	cum.	3560.00
51	40	Stone Slab for Culvert (3 faces two line dressed)	cum.	4365.00
52	41	For Lintel Coping (3 faces two line dressed)	cum.	4365.00
53	42	Bond Stones	cum.	520.00
54	43 a	Kilometre Stone 1.65 x 0.45 x 0.15m	Each	374.00
55	44 a	Hectametre Stone 0.9x0.1x0.1m	Each	105.00
56	b	Hectametre Stone 0.75x0.23x0.1m	Each	192.00
57	c	Hectametre Stone 0.9x0.15x0.15m	Each	188.00
58	45 a	Demarcation Stone (two line dressed for top 30 cm) 75 x 15 x 15 cm	Each	78.00
59	b	Demarcation Stone (two line dressed for top 30 cm) 90 x 23 x 23 cm	Each	100.00
60	c	Demarcation Stone (two line dressed for top 30 cm) 75 x 23 x 23 cm	Each	93.00
61	d	Demarcation Stone (two line dressed for top 30 cm) 90 x 15 x 15 cm	Each	86.00
62	e	Demarcation Stone with letter cut 75 x 15 x 15cm	Each	105.00
63	f	Edge Stone 45 x 15 x 15 cm	Each	47.80
64	g(i)	T.R.S. Bench mark stone the exposed surface neatly dressed to a height of 15cm including cutting letters 15 x 15 x 60cm	Each	120.00
65	g(ii)	T.R.S. Bench mark stone the exposed surface neatly dressed to a height of 15cm including cutting letters 10 x 10 x 25cm	Each	87.30
66	46 a	Guard Stone (Two line dressed for 45 cm) 23cm dia 1.0m long	Each	139.00
67	b	Guard Stone (Top 0.7m chisel dressed and 0.50m bottom roughly dressed) 0.23 x 0.23 x 1.20m long. Two line dressed top 45cm) 23cm dia 1.0m long	Each	148.00

Sl. No.	Sch. Item No.	Description of Materials	Unit	Rate approved for the year 2015-2016 (w.e.f. 01.08.2015)
68	c	Guard Stone (Top 0.7m chisel dressed and 0.50m bottom roughly dressed) 0.23 x 0.23 x 0.90m long. Two line dressed top 45 cm) 23cm dia 0.90m long	Each	139.00
69	d	Guard Stone (Top 0.7m chisel dressed and 0.50m bottom roughly dressed) 0.15 x. 0.15 x 0.90m long. Two line dressed top 45 cm) 23cm dia 0.90m long	Each	96.70
70	e	Guard Stone 23cm dia 0.90m long	Each	71.70
	48	Hard Broken Granite Stone Jelly (I.S.S.) Machine crushed / Hand broken		
71	i	HBGS Jelly 90mm size	cum.	364.00
72	ii	HBGS Jelly 80mm size	cum.	408.00
73	iii	HBGS Jelly 63mm size	cum.	471.00
74	iv	HBGS Jelly 50mm size	cum.	546.00
75	v	HBGS Jelly 40mm size	cum.	848.00
76	vi	HBGS Jelly 25mm size	cum.	729.00
77	vii	HBGS Jelly 20mm size	cum.	1180.00
78	viii	HBGS Jelly 12mm size	cum.	1095.00
79	ix	HBGS Jelly 10mm size	cum.	806.00
80	x	HBGS Jelly 6mm size	cum.	546.00
81	xi	HBGS Jelly 3mm size	cum.	492.00
82	49 b	Quartz metal		
a	i	Quartz Metal 50mm	cum.	82.90
b	ii	Quartz Metal 40mm	cum.	84.20
83	51	Soft Broken Stone		
a	i	Soft Broken Stone 63mm size	cum.	64.00
b	ii	Soft Broken Stone 40mm size	cum.	71.60
84	52	Laterite 40 to 75mm size	cum.	82.90
85	53	Kankar 40 to 75mm size	cum.	82.90
86	54	Soling Stones unblasted 15cm cube	cum.	96.80
87	54a	Soling Stones blasted 15cm cube	cum.	158.00
88	57	Gravel	cum.	157.00
89	57A	Well Gravel	cum.	129.00

Sl. No.	Sch. Item No.	Description of Materials	Unit	Rate approved for the year 2015-2016 (w.e.f. 01.08.2015)
90	57B	Screened Kankar Gravel	cum.	95.00
91	58	Quarry Rubbish	cum.	82.00
92	58A	Stone Dust	cum.	105.00
93	58B	Pond Ash (wet / dry)	cum.	81.00
94	58C	Crushed Stone Sand	cum.	419.00
95	59	Sand for Mortar	cum.	176.40
96	60	Sand for Filling	cum.	176.40
97	62	Clay for Puddle & Masonry	cum.	32.60
98	63 (i)	Cuddapah Slab 50mm Thick	sqm.	391.00
99	ii	Cuddapah Slab 38 / 40mm Thick	sqm.	377.00
100	iii	Cuddapah Slab 20 / 30mm Thick	sqm.	347.00
		C. Lime		
101	66	Shell Lime (Slaked & Screened)	cum.	1260.00
102	67	Freshly Slaked & Screened Burnt Lime Stone	cum.	929.00
103	68	Stone Lime or Lime Metal	cum.	81.00
		D. Timber and Roofing Materials		
104	71	TW Scantlings (over 3m for joist and rafters) - Malabar	cum.	117800.00
105	72	TW Scantlings (for Tiebeams and principal rafters) - Malabar	cum.	115900.00
106	73	TW Scantlings (over 2m & below 3m in length) - Malabar	cum.	112800.00
107	74	TW Scantling (below 2m in length) - Malabar	cum.	100400.00
108	75 (i)	TW Planks (over 45cm wide & 12mm thick)	cum.	124400.00
109	ii	TW Planks (30-45cm wide & 12mm thick)	cum.	115500.00
110	iii	TW Planks (30-45cm wide & 12-25mm thick)	cum.	108100.00
111	iv	TW Planks (30-45cm wide & 25-40mm thick)	cum.	103700.00
112	v	TW Planks (15-30cm wide & 12mm thick)	cum.	101000.00
113	vi	TW Planks (15-30cm wide & 12-25mm thick)	cum.	96000.00
114	vii	TW Planks (15-30cm wide & 25-40mm thick)	cum.	94100.00
115	viii	TW Planks (upto 15cm wide & 12mm thick)	cum.	92300.00
116	ix	TW Planks (upto 15cm wide & 12-25mm thick)	cum.	92300.00

Sl. No.	Sch. Item No.	Description of Materials	Unit	Rate approved for the year 2015-2016 (w.e.f. 01.08.2015)
117	xiii	TW Planks (upto 15cm wide & 25-40mm thick)	cum.	87200.00
	76	Teak Wood Reepers		
118	i	TW Reepers 50 x 25mm	RM	77.00
119	ii	TW Reepers 50 x 12mm	RM	62.50
	77	Country Wood Scantling		
120	i	CW Scantling (upto 4m in length)	cum.	34800.00
121	ii	CW Scantling (over 4m in length)	cum.	36600.00
122	77A	CW Scantling for tie beams & principal rafters for trusses)	cum.	36600.00
123	77B	Jack Wood Scantlings (upto 4m)	cum.	38350.00
124	77D	Silver Oak Scantlings	cum.	15800.00
	78	Country Wood Planks		
125	i	CW Planks (upto 30cm wide-40mm thick)	cum.	39900.00
126	ii	CW Planks (upto 30cm wide-25mm thick)	cum.	39900.00
127	iii	CW Planks (over 30cm wide-40mm thick)	cum.	39900.00
128	iv	CW Planks (over 30cm wide-25mm thick)	cum.	39900.00
129	78A	JW Planks (25-40mm thick)	cum.	41800.00
130	78B	Silver Oak Plank (40mm thick)	cum.	17900.00
131	78C	Bluegum Plank	cum.	18400.00
	79	Country Wood Reepers		
132	i	CW Reepers (50 x 25mm)	RM	35.00
133	ii	CW Reepers (50 x 12mm)	RM	25.30
134	80	Mango Plank	cum.	17000.00
135	81	Palmyrah Rafter (50-60mm wide & 125mm depth)	RM	50.00
136	a	Palmyrah Leaves	100 Nos.	259.00
137	b	Palmyrah Leaves (labour for cutting)	100 Nos.	40.70
	90	Casurina Poles		
138	a	Casurina Poles 13cm-15cm dia	RM	33.50
139	b	Casurina Poles 10cm-13cm dia	RM	25.50
140	c	Casurina Poles 8cm-10cm dia	RM	19.50
141	d	Casurina Poles 5cm-8cm dia	RM	16.70

Sl. No.	Sch. Item No.	Description of Materials	Unit	Rate approved for the year 2015-2016 (w.e.f. 01.08.2015)
	90.1	Eucalyptus Poles		
142	a	13cm to 15cm dia	RM	33.50
143	b	10cm to 13cm dia	RM	23.90
144	c	8cm to 10cm dia	RM	19.50
145	d	5cm to 8cm dia	RM	16.70
146	e	below 5cm	RM	15.20
147	90.2	Eucalyptus Bullies 4cm to 5cm dia and cross ties	RM	12.30
148	91	Casurina Bullies 4cm-5cm dia & cross ties	RM	13.70
149	92	Bamboo Large (10cm dia and above)	RM	12.30
150	93	Bamboo (7.5cm-10cm dia)	RM	10.80
		E. Metal and Iron Items		
151	111	Mild Steel Plates or Sheets BG 10	Kg	43.00
152	112	Mild Steel Angles 25 x 25 x 3 mm	Kg	43.00
153	113	Binding Wire (Black 18 G)	Kg	45.60
154	113 b	Binding Wire (Galvanised-18 G)	Kg	45.60
155	114	GI Sheets 30cm wide and 1.6mm thick	sqm.	318.00
156	126 i	Weld Mesh 7.5 x 2.5cm 10 Gauge	sqm.	308.00
157	ii	Weld Mesh 7.5 x 5cm 10 Gauge	sqm.	277.00
158	iii	Weld Mesh 10 x 10cm 10 Gauge	sqm.	150.00
159	129	Chicken Mesh	sqm.	33.00
160	130	Fly Proof Mesh	sqm.	95.00
161	131	Supplying Mild Steel Grills for windows, ventilators, etc., including priming coat	Kg	62.00
1	For road works, the Schedule of Rates of Highways Department may be adopted in respect of materials for which rates are not available in this schedule of Rates.			
2	For all the materials viz. Bricks and Tile Products, Stone Jelly, Gravel, Sand, Lime Stone, etc., necessary incidental charges, loading charges and unloading charges have been included in the basic cost of materials listed above. Hence, no separate incidental charges, loading charges and unloading charges shall be allowed for the above materials.			


**Engineer-in-Chief, WRD &
Chief Engineer (General),
PWD, Chennai-5.**

ANNEXURE-III
RATES OF WORKS

Sl. No.	Sch. Item No.	Description of Works	Unit	Rate approved for the year 2015-2016 (w.e.f. 01.08.2015)
		A. Clearing the Site		
1	1	Clearing Heavy Jungle	sqm.	3.70
2	2	Clearing Light Jungle	sqm.	2.80
3	3	Clearing Scrub Jungle	sqm.	2.55
4	4	Uprooting & removing large palmyrah / coconut stumps	Each	72.90
5	5	Uprooting & removing small palmyrah / coconut stumps	Each	52.10
6	9	Removing weeds in channel and drain	sqm.	1.05
7	9C	Cleaning Juliflora jungle with uprooting	sqm.	4.15
8	9D	Cleaning Juliflora jungle without uprooting	sqm.	3.15
		B. Dismantling		
		Dismantling, clearing away and carefully stacking materials useful for re-use for any thickness of walls		
9	10	Brick / stone in clay walls under 3m high	cum.	31.00
10	11	Brick / stone in clay walls, add for every additional 3m or part there of over the initial height of 3m	cum.	10.40
11	11A	Mud / sun dried brick walls under 3m high	cum.	20.80
12	11B	Mud / sun dried brick walls, add for every additional 3m or part there of over the initial height of 3m	cum.	6.00
13	12	Brick / stone masonry in lime mortar walls under 3m high	cum.	95.10
14	13	Brick / stone masonry in lime mortar walls, add for every additional 3m or part there of over the initial height of 3m	cum.	10.60
15	14	Brick / stone masonry in Cement mortar walls under 3m high	cum.	116.60
16	15	Brick / stone masonry in Cement mortar walls, add for every additional 3m or part there of over the initial height of 3m	cum.	12.40
17	16	Terracing work in roof or floor	sqm.	31.50
18	17	Flag stone in roof or floor including lifting	sqm.	16.70
19	18	Cut stone slab over culverts upto 3.3m height below GL	cum.	484.00
20	19	Cut stone slab over culverts over 3.3m height below GL	cum.	504.90
21	20	Removal of cut stone slabs / RCC cover slabs	sqm.	212.00

Sl. No.	Sch. Item No.	Description of Works	Unit	Rate approved for the year 2015-2016 (w.e.f. 01.08.2015)
22	22	Refixing cut stone slab / RCC cover slab	sqm.	232.00
23	23	Pantile or Mangalore tiled roof without roof timbers	sqm.	8.30
24	24	Flat & pan tiles or Manglore tile over flat tiles, with out roof timbers	sqm.	11.60
25	25	AC sheet roofing without roof timbers	sqm.	7.50
26	26	Corrugated iron sheet roofing over pan tiles, without roof timbers	sqm.	12.40
27	27	Old thatched roof, including tying materials into small bundles for reuse.	sqm.	3.70
28	28	Wrought and putup framed timbers in roofs / floors	cum.	305.00
29	29	Doors and windows including removal of frames, hinges and fastenings	sqm.	63.00
30	32	Dry stones apron or revetment, stacking within 40m lead	cum.	54.20
31	33	Grouted stones apron or revetment, stacking within 40m lead	cum.	63.00
32	34	Dry stone masonry walls	cum.	46.00
33	36	Dismantling lime concrete	cum.	147.00
34	37	Dismantling plain Cement concrete	cum.	200.00
35	38	Dismantling RCC	cum.	3040.00
36	38A	Chipping of concrete and roughening the surface	sqm.	16.70
37	38B	Pressed tiles & weathering course	sqm.	19.00
38	38C	One course of pressed tile roof finish in Cement Mortar	sqm.	10.70
39	38D	One course of terrace bricks roof finish in Cement mortar	sqm.	12.40
40	38E	Two course of flat tiles roof finish in cement mortar	sqm.	12.40
41	38F	Mosaic in situ finish in cement mortar in flooring and in wall surface	sqm.	26.00
42	38G	Floor finish and dadoing walls in cement mortar with mosaic tiles / glazed tiles / cuddapah slabs	sqm.	25.10
		C. Quarrying and Blasting		
43	39	Hard rock measured in solid including blasting & stacking	cum.	358.00
44	39A	Removing hard rock by wedging, chiseling and trimming to proper shape where blasting is prohibited.	cum.	718.00

Sl. No.	Sch. Item No.	Description of Works	Unit	Rate approved for the year 2015-2016 (w.e.f. 01.08.2015)
45	40A	Medium rock and dense medium rock requiring blasting	cum.	183.00
46	42A	Extra for every additional 10m lead or part thereof over the initial lead for blasted materials	cum.	4.40
47	42B	Extra for every additional 1m lift or part thereof over the initial lift of 2m for blasted materials	cum.	4.50
48	44	Benching, hard rock upto an average 10 cm depth	sqm.	346.00
49	46	Drilling holes in hard granite 40mm diameter	RM	116.00
50	46A	Drilling holes in hard granite 45mm diameter	RM	136.00
51	47	Drilling holes in hard granite 50mm diameter	RM	162.00
52	48	Drilling holes in hard granite 75mm diameter	RM	184.00
53	49	Drilling holes in hard granite 32mm diameter	RM	99.00
		D. Earth Work		
54	49	ORDINARY SOIL (SS20A) Earth work excavating and depositing on bank with initial lead of 10m & initial lift of 2m in Sand, silt or other loose soil, wet sand or silt not under water, light black cotton soil sandy loam and ordinary soil including excavated earth (SS20A)	cum.	37.10
55	50	ORDINARY SOIL (SS20B) Earth work excavating and depositing on bank with initial lead of 10m & initial lift of 2m in Sand, silt or other loose soil, wet sand or silt not under water, light black cotton soil, sandy loam and ordinary soil including excavated earth (SS20B)	cum.	33.80
56	50A	Sand and Silt Under Water (SS20B) Earth work excavating and depositing on bank with initial lead of 10 m & initial lift of 2m in Slush and silt under water upto 0.75m depth requiring the aid of basket and vessels (SS20B)	cum.	42.30
57	50B	Trimming the bed and the side slope of the bank in all soils except hard rock upto a thickness of 7.5 cm and making it ready to receive the concrete	sqm.	8.75
58	50C	Trimming the bed and the side slope of the bank in all soils except hard rock upto a thickness of 7.5 cm to 15 cm and making it ready to receive the concrete	sqm.	10.60
59	50D	Sectioning during forming bunds when earth moving machinery, lorries and rollers are used for consolidation.	cum.	6.45
60	61	HGS SS.20.A. Earth work excavating and depositing on bank with initial lead of 10 m & initial lift of 2m in Hard stiff clay, stiff black cotton, hard red earth, shales, murrum, gravel, stoney earth and earth mixed with small size boulders SS.20.A.	cum.	53.90

Sl. No.	Sch. Item No.	Description of Works	Unit	Rate approved for the year 2015-2016 (w.e.f. 01.08.2015)
61	62	HGS SS.20.B. Earth work excavating and depositing on bank with initial lead of 10 m & initial lift of 2m in Hard stiff clay, stiff black cotton, hard red earth, shales, murram, gravel, stoney earth and earth mixed with small size boulders SS.20B	cum.	50.60
62	67	SDR - (Not Requiring Blasting) Earth work excavating and depositing on bank with initial lead of 10 m & initial lift of 2m in Soft disintegrated rock, laterite, soft rock or kankar, not requiring blasting.	cum.	75.30
63	67A	LOOSE BOULDERS Earth work excavating and depositing on bank with initial lead of 10 m & initial lift of 2m in loose boulders in excavation of various size 150mm to 625 mm	cum.	119.30
64	72	MR-&-DMR (Not Requiring Blasting) Earth work excavating and depositing on bank with initial lead of 10 m & initial lift of 2m in medium rock and dense medium rock not requiring blasting	cum.	132.00
65	76	Extra for every additional 10 metre lead or part thereof over the initial lead	cum.	6.30
66	77	Extra for every additional 1 metre lift or part thereof over the initial lift	cum.	5.05
67	78	Breaking clods, consolidating and sectioning	cum.	3.15
68	78A	Breaking clods, consolidating and sectioning the earth scooped by Bull Dozers.	cum.	9.50
69	79	Add to relevant T.N.D.S.S. No.20.A, rates for new tank bunds and closing breaches for extra watering and consolidation		
70	A	By hand roller	cum.	10.60
71	B	By power roller including hire charges	cum.	17.75
72	80	Benching Old Embankment Slopes 45cm x 45cm	sqm.	2.05
73	81	Puddle wall work	cum.	84.00
74	82A	Turfing in slopes including watering and fixing with initial lead upto 50m	sqm.	17.75
75	84	Refilling with excavated sand complying with standard specification for filling in foundation and basement.	cum.	15.60
76	85	Refilling with excavated soil (other than sand) complying with standard specification for filling in foundation and basement.	cum.	17.75

Sl. No.	Sch. Item No.	Description of Works	Unit	Rate approved for the year 2015-2016 (w.e.f. 01.08.2015)
		E. Open Well Excavation		
77	86	Earth work open well excavation complying with relevant clauses of T.N.D.S.S. Well sinking and with lead upto 10 metre in sand, silt or other loose soil, Wet sand or silt not under water, light black cotton soil, sandy loam and ordinary soil - First depth of 2 metre.	cum.	33.80
78	88	Earth work open well excavation complying with relevant clauses of T.N.D.S.S. Well sinking and with lead upto 10 metre in Hard stiff clay, stiff black cotton soil, hard red earth, shales, murram, gravel, stoney earth and earth mixed with small size boulders and hard gravelly soil - First depth of 2 metre	cum.	50.40
79	89	Earth work open well excavation complying with relevant clauses of T.N.D.S.S. Well sinking and with lead upto 10 metre in soft disintegrated rock, laterite, soft rock or kankar not requiring blasting - First depth of 2 metre	cum.	77.60
80	90	Open well excavation complying with relevant clauses of T.N.D.S.S. Well sinking and with lead upto 10 metre in Medium rock and dense medium rock not requiring blasting - First depth of 2 metre	cum.	126.00
81	90A	Open well excavation complying with relevant clauses of T.N.D.S.S. Well sinking and with lead upto 10 metre in Medium rock and dense medium rock requiring blasting - First depth of 2 metre	cum.	189.00
82	91	Open well excavation complying with relevant clauses of T.N.D.S.S. Well sinking and with lead upto 10 metre in Hard granite measured in solid including blasting and stacking - First depth of 2 metre	cum.	367.00
83	92A	Sinking well in loose soils, light black cotton soil, sandy loam and ordinary soil under water including bailing or pumping charges if necessary etc., complete - First depth of 2 metres	cum.	52.40
84	92B	Sinking well in Sand, including bailing or pumping charges if necessary etc., complete - First depth of 2 metres	cum.	73.40
85	92C	Sinking well in hard stiff clay, light black cotton soil, hard red earth, shales, murram, gravel, stoney earth, and earth mixed with small size boulders and hard gravelly soil including bailing or pumping charges if necessary etc., complete - First depth of 2 metres	cum.	73.40

Sl. No.	Sch. Item No.	Description of Works	Unit	Rate approved for the year 2015-2016 (w.e.f. 01.08.2015)
		F. Rate for Earth Work Deploying Machinery		
86	1	Earth work in all soils except hard rock requiring blasting and conveying for formation of bund with lead of 0 to 100 metre deploying earth moving machinery and tippers including benching, formation of bunds, breaking clods, sectioning etc., complete	cum.	42.85
87	1a	Earth work in all soils except hard rock requiring blasting and conveying for formation of bund with an extra lead of every 100 metre or part thereof deploying earth moving machinery and tippers including benching, formation of bunds, breaking clods, sectioning etc., complete	cum.	3.45
88	2	Earth work deploying earth moving machinery for desilting channel and forming bund on either side and depositing the earth on banks including jungle clearance etc complete		
89	a	having width up to 3m	cum.	25.30
90	b	having width of 3m -10m	cum.	31.00
91	3	Earth work excavation deploying earth moving machinery for desilting channel having a width of more than 10m and forming bund on either sides and depositing the earth on banks including jungle clearance etc complete	cum.	40.00
		G. LIFT CHARGES - Concrete - Brick or Stone Masonry - Above or Below Ground Level		
	A	Concrete - Above Ground Level		
92	1	Add to the basic rates for works upto 4.50M height in ground floor (height to be reckoned from floor level ie., plinth level in GL)	cum.	54.00
93	2	Add for works in every upper floor over the rate of preceeding floor	cum.	107.00
	B	Brick or Stone Masonry - Above GL		
94	1	Add to the basic rates for works upto 4.50M height in ground floor (height to be reckoned from floor level ie., plinth level in GL)	cum.	35.70
95	2	Add for works in every upper floor over the rate of preceeding floor	cum.	71.80
		STATEMENT II		
	A	Concrete - Below Ground Level		
96	1	Add the basic rate for works 1.50m depth and upto 4.5m depth below ground level	cum.	53.30

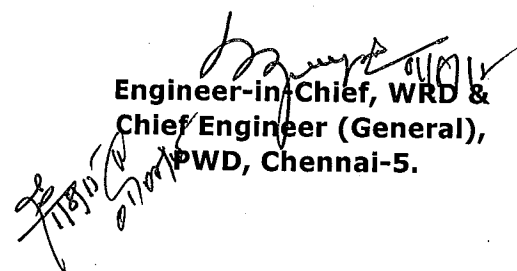
Sl. No.	Sch. Item No.	Description of Works	Unit	Rate approved for the year 2015-2016 (w.e.f. 01.08.2015)
97	2	Add the basic rate for works 4.50m depth and upto 9m depth below ground level	cum.	106.80
98	3	Add extra over the above item 2 for every additional 4.50m depth beyond 9.0m depth below ground level	cum.	106.80
	B	Brick or Stone Masonry - Below GL		
99	1	Add the basic rate for works 1.50m depth and upto 4.50m depth below GL	cum.	35.75
100	2	Add the basic rate for works above 4.50m depth and upto 9.0m depth below GL	cum.	71.80
101	3	Add extra over the above item 2 for every additional 4.50m depth beyond 9.0m depth below ground level	cum.	71.80
		H. Concrete Vibrators		
102	1	Where vibrators are specified for consolidation in PCC, this rate per Cu.M over and above the provision made in the standard data book for consolidation with manual labour may be allowed.	cum.	31.65
103	2	Where vibrators are specified for consolidation in RCC, this rate per Cu.M over and above the provision made in the standard data book for consolidation with manual labour may be allowed.	cum.	42.60
		I. Plastering		
104	318	Clean removal of lime plaster from walls and racking out joints 20mm deep or from terraced roofs racking out joints 12mm deep	sqm.	4.40
105	319	Clean removal of lime plaster from walls	sqm.	3.40
106	320	Clean removal of Cement plaster from walls	sqm.	3.65
107	321	Clean removal of Cement plaster from walls and racking out joints 20mm deep	sqm.	4.75
		J. White Washing, Colour Washing & Distempering		
108	338	Thorough scrapping of old plastered surface	sqm.	2.00
109	339	Washing of plastered surface with soap, soda and water (or with soda lime, brush and water)	sqm.	2.50
		K. Painting, Wood Oiling, Tarring, Varnishing, Bee's Waxing Etc.,		
110	357	Removing old paint from doors and windows by blow lamp and scrapping, including removal and re-fitting of shutters.	sqm.	15.75

Sl. No.	Sch. Item No.	Description of Works	Unit	Rate approved for the year 2015-2016 (w.e.f. 01.08.2015)
111	357A	Removing old paint from doors and windows by scrapping and refitting of shutters.	sqm.	6.70
112	357B	Removing paint from doors, windows & wood works by manual labour	sqm.	4.55
113	357C	Removing old paint from structural steel by blow lamp or sand paper	sqm.	9.50
114	357 D	Scrapping and removing old paint from structural steel by manual labour	sqm.	4.25
115	357 E	Removing old paint from iron surface with sand paper	sqm.	4.00
116	357 F	Repolishing the mosaic flooring including polishing stone and hire charges for polishing machine but excluding cost of electrical charges	sqm.	9.30
		L. Miscellaneous		
117	369 B	Supplying and filling up the empty cement gunny bags with sand, stitching them, conveying the same to site and stacking as directed within a lead of 10 m excluding cost of bags, Jute, thread, needle, sand etc., (Labour only)	Bag	4.00
118	369 B (i)	Driving piles up to 15cm dia in river bed	RM	12.35
119	(ii)	Pointing the edge and driving bamboo / casurina / eucalyptus piles into river bed for the first 1m depth below ground level.	Each	10.60
120	(iii)	Driving bamboo / casurina / eucalyptus piles into ground beyond 1m depth from ground level. For every 1m (or) part thereof	RM	10.60
		M. River Conservancy of Korambu Works		
121	375A	Brush wood bundles one metre girth and one metre long within an initial lead of 1.6 K.M.	one bundle	2.05
122	375B	Extra for every additional lead of 1.6K.M (for the above item)	one bundle	0.24
123	378A	Driving casurina piles into bed including scaffolding etc., complete	RM	5.15
124	378B	Casurina walling pieces 40 mm to 50 mm diameter including fixing with nails and tying with ropes	RM	7.10
		N. Cuting and Threading of GI Pipe		
125	1	15mm dia GI Pipe Cutting	Each	4.35
126		15mm dia GI Pipe Threading	Each	6.10

Sl. No.	Sch. Item No.	Description of Works	Unit	Rate approved for the year 2015-2016 (w.e.f. 01.08.2015)
127	2	20mm dia GI Pipe Cutting	Each	4.35
128		20mm dia GI Pipe Threading	Each	6.30
129	3	25mm dia GI Pipe Cutting	Each	5.25
130		25mm dia GI Pipe Threading	Each	12.75
131	4	32mm dia GI Pipe Cutting	Each	6.30
132		32mm dia GI Pipe Threading	Each	17.20
133	5	40mm dia GI Pipe Cutting	Each	8.40
134		40mm dia GI Pipe Threading	Each	19.35
135	6	50mm dia GI Pipe Cutting	Each	10.70
136		50mm dia GI Pipe Threading	Each	21.50
137	7	65mm dia GI Pipe Cutting	Each	11.65
138		65mm dia GI Pipe Threading	Each	25.90
139	8	80mm dia GI Pipe Cutting	Each	15.10
140		80mm dia GI Pipe Threading	Each	32.60
141	9	100mm dia GI Pipe Cutting	Each	21.50
142		100mm dia GI Pipe Threading	Each	43.15
		O. Labour Wrought and Put-up for Doors, Windows & Ventilators		
143	1	Labour wrought and put up in position of frames inclusive of fixing holdfasts for doors, windows and ventilators etc.,	cum.	6180.00
144	2	Labour wrought and put up in position Shutters for fully panelled doors (external or internal) moulded panels including labour charges for fixing furniture fittings complying with standard drawings and standard specification.	sqm.	698.00
145	3	Labour wrought and put up in position Shutters for fully panelled doors internal five plywood panels including labour charges for fixing furniture fittings complying with standard drawings and standard specification.	sqm.	580.00
146	4	Labour wrought and put up in position Shutters for glazed and panelled doors including labour charges for fixing furniture fittings complying with standard drawings and standard specification.	sqm.	649.00

Sl. No.	Sch. Item No.	Description of Works	Unit	Rate approved for the year 2015-2016 (w.e.f. 01.08.2015)
147	6	Labour wrought and put up in position Shutters for Framed and planked doors including labour charges for fixing furniture fittings complying with standard drawings and standard specification.	sqm.	541.00
148	7	Labour wrought and put up in position Shutters for ledged and braced and planked doors including labour charges for fixing furniture fittings complying with standard drawings and standard specification.	sqm.	366.00
149	8	Labour wrought and put up in position Shutters for Glazed windows including labour charges for fixing furniture fittings complying with standard drawings and standard specification.	sqm.	649.00
150	11	Labour wrought and put up in position Shutters for Windows panelled including labour charges for fixing furniture fittings complying with standard drawings and standard specification.	sqm.	698.00
151	12	Labour wrought and put up in position Shutters for windows ledged and braced and planked doors including labour charges for fixing furniture fittings complying with standard drawings and standard specification.	sqm.	366.00
152	13	Labour wrought and put up in position Frames, shutters for Ventilators glazed fixed double frames and with wire netting complete fixed in position in accordance with standard drawings and standard specification.	sqm.	580.00
153	14	Labour wrought and put up in position Frames, Shutters for Swing Ventilators and fixed in position in accordance with standard drawings and standard specification.	sqm.	542.00
154	19	Labour charges for fixing doors alongwith frames in position etc., complete (finished work)	sqm.	104.00
155	20	Labour charges for fixing windows and ventilators along with frames in position etc., complete.	sqm.	130.00
156	21	Labour wrought and put up in position Flush shutters		
a		Single leaf shutter	sqm.	97.00
b		Double leave shutters	sqm.	150.00
157	22	Labour wrought and put up in position fly proof wire gauge shutters for doors, windows and ventilators.	sqm.	347.00

Sl. No.	Sch. Item No.	Description of Works	Unit	Rate approved for the year 2015-2016 (w.e.f. 01.08.2015)
158	23	Labour wrought and put up for Providing teak wood weldmesh screen with frames 3"x3" (0.075m x 0.075m)	sqm.	484.00
		P. Breaking Metals		
159	50A	Labour charges for breaking 40mm metal from departmental blasted stones	cum.	185.00
160	50B	Labour charges for breaking 20mm metal from departmental blasted stones	cum.	276.00
161	50C	Labour charges for breaking 50mm metal from departmental blasted stones	cum.	110.00
		Q. Cement Mortar		
162	1	Grinding Mortar (Special Grinding Lime)	cum.	167.90
163	2	Grinding Mortar (Ordinary Grinding Lime)	cum.	128.00
164	3	Mixing Mortar - Cement by Manual	cum.	52.40
165	4	Mixing Mortar - Cement by Machine Mixing	cum.	69.60
		R. Metal and Iron Works		
166	1	Petty iron work for truss, straps etc., (wrought & fixed) labour only	Kg	25.10
167	2	Iron works for trusses and record racks (labour only)	Kg	23.20
168	3	Fixing in position mild steel grills for windows, ventilators, etc.	Kg	14.50
169	4	Fixing MS rods round / square for windows	Kg	13.50
170	5	Fixing iron bars in windows and ventilators	Kg	13.50


 Engineer-in-Chief, WRD &
 Chief Engineer (General),
 PWD, Chennai-5.


ANNEXURE-IV

RATES FOR CONVEYANCE OF MATERIALS BY HEAD LOAD

Sl. No.	Description of Material	Unit	Rate approved for the year 2015-2016 (w.e.f. 01.08.2015)		
			LEAD		LIFT
			Above 10m and upto 100m	Add extra for every additional 100m or part thereof	
1	Rough Stone, Broken Stone Jelly, Cut Stone, RCC Slab, Sand-Cement Block, Wooden Scantling, Wooden Plank	cum.	60.90	25.35	6.65
2	Lime, Lime Stone, Laterite, Brick Jelly, Earth, Sand, Gravel, Surki, Pond Ash (Wet / Dry), Crushed Stone Sand, Stone Dust	cum.	32.40	25.35	4.95
3 a	Mangalore Tiles	1000 Nos.	66.00	33.20	8.40
b	Machine Pressed Tiles	2000 Nos.	66.00	33.20	8.40
c	Hydraulic Pressed Mosaic Flooring Tiles	1500 Nos.	66.00	33.20	8.40
d	Terrace Bricks, Flat Tiles and Pan Tiles	2500 Nos.	66.00	33.20	8.40
e	Bricks	1000 Nos.	66.00	33.20	8.40
4	Cement, AC Sheet, Bitumen, Asphalt, Tar	MT	60.00	33.20	6.65
5	Steel	MT	101.00	40.65	8.40

Note:

1	Fraction of 100 metres to be rounded off to the nearest 100 metres
2	The rates indicated in the table shall be applicable only to inaccessible places (i.e.) the places wherever the Bullock Carts cannot move [Chief Engineer (General), Memo No. CTO (A) / 38153 / 89, dated 03.02.1989]
3	For an initial lead of 10 metre and initial lift of 2 metre, no charge towards head load is allowable


 Chief Engineer (General),
 PWD, Chennai-5.

ANNEXURE-V

CONVEYANCE TABLE

(A). RATES FOR CONVEYANCE OF MATERIALS BY ROAD IN PLAINS


Rate approved for the year 2015-2016 (w.e.f. 01.08.2015)							
Sl. No.	Distance in kilometre	Cement, Steel (1 MT)	Lime Stone, Laterite, Brick Jelly, Wood Work, Pond Ash (Wet / Dry), Stone Dust (One cubic metre)	Rough Stone, Bond Stone, Cut Stone, Broken Stone Jelly, Sand, Gravel, Surki, Earth, Crushed Stone Sand (One cubic metre)	Third Class Country Bricks (Kiln Burnt) (1000 Nos.)	Mangalore Tiles (1000 Nos.), Machine Pressed Tiles (2000 Nos.), Hydraulically Pressed Mosaic Flooring Tiles (1500 Nos.)	Bricks II Class Chamber Burnt Bricks (Table Moulded / Ground Moulded), Fly Ash Bricks (1000 Nos.)
1	2	3	4	5	6	7	8
1	Co-efficient	1.00	1.10	1.60	1.35	1.80	2.25
2	Add for every extra 1 Km and part thereof.....						
a	0 - 10 Km.	5.43	5.97	8.69	7.33	9.77	12.22
b	10 - 20 Km.	4.65	5.12	7.44	6.28	8.37	10.46
c	20 - 40 Km.	4.00	4.40	6.40	5.40	7.20	9.00
d	40 - 80 Km.	3.45	3.80	6.00	4.65	6.20	7.76
e	Above 80 Km.	3.15	3.47	5.04	4.25	5.67	7.09
4	Loading Charges	80.40	38.40	26.30	37.75	37.75	37.75
5	Unloading Charges	80.40	38.40	26.30	37.75	37.75	37.75
6	Add above extra for inter state works	16.00	17.60	25.60	21.55	28.75	36.00

Note

1	The above rates do not include stacking charges [as per Circular Memo No. 230 Wks. IV (2) / 62-3, dated 16.06.1962 of Chief Engineer (General)].
2	For conveyance of materials on cart track, allow 20% extra over the above rates excluding loading and unloading charges.
3	For sandy and slusly soil tracks, add 50% extra over the above rates excluding loading and unloading charges.
4	The quantity for payment towards conveyance of earth in Column (5) is for the pit measured quantity at the site of excavation only.
5	For conveyance of laterite, broken stone jelly, etc., through lorries, the rates provided are for the volume with voids.
6	For all materials which finds place in Column, 3,4,5,6,7 and 8 above, necessary incidental charges, loading charges and unloading charges have been included already under their basic cost furnished below the head "Rates of Materials" itself. Hence, no separate incidental charges, loading and unloading charges shall be allowed for the above materials.

ANNEXURE-V
CONVEYANCE TABLE
(B). RATES FOR CONVEYANCE OF MATERIALS BY ROAD IN HILLS

Rate approved for the year 2015-2016 (w.e.f. 01.08.2015)							
Sl. No.	Distance in kilometre	Cement, Steel (1 MT)	Lime Stone, Laterite, Brick Jelly, Wood Work, Pond Ash (Wet / Dry), Stone Dust (One cubic metre)	Rough Stone, Bond Stone, Cut Stone, Broken Stone Jelly, Sand, Gravel, Surki, Earth, Crushed Stone Sand (One cubic metre)	Third Class Country Bricks (Kiln Burnt) (1000 Nos.)	Mangalore Tiles (1000 Nos.), Machine Pressed Tiles (2000 Nos.), Hydraulically Pressed Mosaic Flooring Tiles (1500 Nos.)	Bricks II Class Chamber Burnt Bricks (Table Moulded / Ground Moulded), Fly Ash Bricks (1000 Nos.)
1	2	3	4	5	6	7	8
1	Co-efficient	1.00	1.10	1.60	1.35	1.80	2.25
2	Add for every extra 1 Km and part thereof.....						
a	0 - 10 Km.	10.86	11.94	17.38	14.66	19.54	24.44
b	10 - 20 Km.	9.30	10.24	14.88	12.56	16.74	20.92
c	20 - 40 Km.	8.00	8.80	12.80	10.80	14.40	18.00
d	40 - 80 Km.	6.90	7.60	12.00	9.30	12.40	15.52
e	Above 80 Km.	6.30	6.94	10.08	8.50	11.34	14.18
Note							
1	The above rates do not include stacking charges [as per Circular Memo No. 230 Wks. IV (2) / 62-3, dated 16.06.1662 of Chief Engineer (General)].						
2	For conveyance of materials on cart track, allow 20% extra over the above rates excluding loading and unloading charges.						
3	For sandy and slusly soil tracks, add 50% extra over the above rates excluding loading and unloading charges.						
4	The quantity for payment towards conveyance of earth in Column (5) is for the pit measured quantity at the site of excavation only.						
5	For conveyance of laterite, broken stone jelly, etc., through lorries, the rates provided are for the volume with voids.						
6	For all materials which finds place in Column, 3,4,5,6,7 and 8 above, necessary incidental charges, loading charges and unloading charges have been included already under their basic cost furnished below the head "Rates of Materials" itself. Hence, no separate incidental charges, loading and unloading charges shall be allowed for the above materials.						


 Engineer-in-Chief, WRD &
 Chief Engineer (General),
 PWD, Chennai-5.

ANNEXURE-VI
RATES OF OTHER CONSTRUCTION MATERIALS

Note: No extra on cost, conveyance charges shall be allowed for all the items included under this category. The rates approved therein are applicable at site of work

Sl. No.	Name of Material	Unit	Rate approved for the year 2015-2016 (w.e.f. 01.08.2015)
1	Water proofing compound	Kg	42.35
2	Mild Steel Flats of all sizes	Kg	43.00
3	Mild Steel Square Rods of all sizes	Kg	43.00
4	First Quality Design Ceramic tiles of All colours		
i	305 mm x 305 mm x 6 mm	Each	54.30
ii	200 mm x 200 mm x 6 mm	Each	23.90
iii	200 mm x 100 mm x 6 mm	Each	12.95
5	First Quality Plain ceramic tiles of all colours		
i	305 mm x 305 mm x 6 mm	Each	38.85
ii	200 mm x 200 mm x 6 mm	Each	17.40
iii	200 mm x 100 mm x 6 mm	Each	9.00
6	First quality White glazed tiles		
i	150 mm x 150 mm x 6 mm	Each	9.00
ii	100 mm x 200 mm x 6 mm	Each	7.75
7	First quality colour glazed tiles		
i	150 mm x 150 mm x 6 mm	Each	10.30
ii	100 mm x 200 mm x 6 mm	Each	9.00
8	First quality colour glazed tiles with printed design		
i	150 mm x 150 mm x 6 mm	Each	12.20
ii	100 mm x 200 mm x 6 mm	Each	10.95
9	White Cement	Kg	25.30
10	Colour Cement (White cement mixed with colouring pigments)	Kg	29.30
11	Multi-colour marble chips of all Grades / Sizes	Bag	97.00
12	White Marble slab (Adanga) 18 mm to 20 mm thick		
i	4'0" x 2'0" and above	sqm.	935.00

Sl. No.	Name of Material	Unit	Rate approved for the year 2015-2016 (w.e.f. 01.08.2015)
ii	2'0" x 2.0" or 2'0" x 1'0" or 1'0" x 1'0"	sqm.	511.00
13	Granite tiles - (Superfine polished with Machine cut edges) of size 2'0" x 1'0" or 1'0" x 1'0" or 1'0" x 0'6", of 10 mm thick		
a	Jet Black	sqm.	902.00
b	Ruby Red, Raw Silk	sqm.	781.00
c	Sinthetic Grey, Paradise and Similar varieties.	sqm.	726.00
14	Granite slabs (Super fine polished with machine cut edges) of sizes 4'x2' and above 18mm to 20mm thick.		
a	Jet Black	sqm.	1815.00
b	Ruby Red, Raw Silk	sqm.	1694.00
c	Sinthetic Grey, Paradise and Similar varieties.	sqm.	1331.00
15	Polished shahabad stone slabs of 20 mm thick with machine cut edges of size 2' 0" x 2'0" and above.	sqm.	363.00
16	Polished shahabad stone slabs 20 mm thick with machine cut edges of size below 2' 0" x 2'0".	sqm.	302.00
17	Polished Rajasthan Kota stone slabs of 20 mm thick with machine cut edges of size 2' 0" x 2'0" and above.	sqm.	533.00
18	Polished Rajasthan Kota stone slabs of 20 mm thick with machine cut edges of size below 2' 0" x 2'0".	sqm.	467.00
19	Dolphur stone slabs - semi polished with machine cut edges of all sizes		
a	40 mm thick	sqm.	398.00
b	20 mm thick	sqm.	363.00
20	Aluminium strips of size 40 mm wide x 1.5 mm thick	RM	33.08
21	Brass strips of size 40 mm wide x 1.5 mm thick	RM	60.00
22	Glass strips of size 40 mm wide and 4 mm thick	RM	15.00
23	Marblex Tiles 3 mm thick	sqm.	647.00
24	Red Oxide - Superior quality for floor finish	Kg	127.00
25	Decorative pressed tiles of 12mm thick of all sizes and shapes	sqm.	1150.00
26	Exterior Emulsion Paint - Water based primer (Liquid)	Litre	145.00
27	Alkali Resistant Distemper Primer	Litre	145.00

Sl. No.	Name of Material	Unit	Rate approved for the year 2015-2016 (w.e.f. 01.08.2015)
28	Sandtex matt	Litre	169.00
29	Vinaratex or equivalent Textured coat	sqm.	218.00
30	Best Lac Polish / French Polish	Litre	282.00
31	Varnish	Litre	290.00
32	Cotton Waste	Kg	9.20
33	Cement based Hydraulically pressed Anti skid tiles (pattern design) - 20 mm thick	sqm.	484.00
34	Marble Powder	Kg	4.80
35	Polishing Stone		
i	Rough	Each	63.50
ii	Medium	Each	88.90
iii	Fine / Nice	Each	101.60
36	Oxalic Acid	Kg	39.80
37	Tupentine	Litre	26.60
38	Mansion polish	400 gram	166.00
39	Poly Sulphide	Kg	181.00
40	Primer for expansion joints	Kg	162.00
41	Filler material	sqm.	139.00
42	Bond Breaker	RM	3.60
43	PVC Water Bar 150mm wide with singlel bulb	RM	284.00
44	Plain G.I. sheet 0.8mm thick (22 Gauge)	sqm.	332.00
45	Phil Plug	Each	4.80
46	G.I. Screws		
i	30mm x 6mm	Each	1.20
ii	19mm x 6mm	Each	0.75
47	G.I. Limpet / Cup Washers	Each	1.75
48	Bitumen washers 15mm dia	Each	1.20
49	Asbestos Cement pipe - 100mm dia	3 RM	142.60
50	A.C. shoe - 100mm dia	Each	45.35
51	A.C. Bend - 100mm dia	Each	51.85

Sl. No.	Name of Material	Unit	Rate approved for the year 2015-2016 (w.e.f. 01.08.2015)
52	A.C. Cylindrical Cowl - 100mm dia	Each	77.80
53	C.I. Brackets for A.C. pipe 100mm dia	Each	19.95
54	C.I. Grating - 100mm dia	Each	29.30
55	Asbestos cement fully corrugated sheet - 6mm thick	sqm.	187.65
56	Asbestos cement plain sheet		
i	6mm thick	sqm.	168.50
ii	4mm thick	sqm.	116.70
57	Asbestos cement adjustable ridges	Pair	194.40
58	G.I. "J" or "L" Bolts with nuts 6mm Dia	Each	3.60
59	Steel - special extruded sections for steel windows and ventilators conforming to I.S.S. 7452 / 1990 including Fabrication charges	Kg	57.00
60	CRCA pressed steel Box section 18 Gauge or 1.25mm thick for Door frames including providing holes and fixing wooden blocks for fixing furniture and fittings		
a	With one coat of Red oxide priming coat.	RM	384.50
b	With powder coated primer	RM	410.00
61	Aluminium extruded sections (for Doors, windows, ventilators, partitions, false ceiling etc.) including charges for Anodising for 15 micron thickness -		
a	Natural colour matt finish.	Kg	321.00
b	With powder coating of any colours.	Kg	343.00
62	Aluminium Extruded Box Section for Staircase Hand Rails including charges for Anodising for 15 micron thickness - Natural colour matt finish	Kg	327.00
63	Rubber beading for aluminium glazed doors	RM	38.10
64	Rubber beading for aluminium glazed windows.	RM	29.10
65	PVC / Woollen felt for aluminium doors 6mm thick	RM	8.45
66	Pivot for Aluminium Door	Set	152.40
67	Hydraulic Door closer of various sizes of approved quality using Aluminium Extruded section body tubular type universal hydraulic door closer with double speed adjustment like HARDWYN (make) 'GAZEL' (or) equivalent (with ISI Monogram)	Each	867.30

Sl. No.	Name of Material	Unit	Rate approved for the year 2015-2016 (w.e.f. 01.08.2015)
68	Hydraulic Floor springs of various sizes double action hydraulic floor spring of approved quality, brand, manufacture as per BIS standards for doors including cost of cutting floors as required, embedding in to floors and Stainless Steel Cover plates with Aluminium Pivot and single piece M.S. sheet outer box with side plate etc., capable of taking upto 130 Kg. weight from door shutter, like HARDWYN make (U-32) or its equivalent with ISI monogram.	Each	2079.00
69	Lock for Aluminium doors	Each	250.00
70	Lock for Aluminium sliding windows	Each	62.30
71	Aluminium Grill of standard pattern (diamond shape) - 10mm thick including 'F' (or) 'H' Section.	sqm.	2050.00
72	Aluminium Grill of standard pattern (diamond shape) - 6mm thick including 'F' (or) 'H' Section.	sqm.	1660.00
73	Bolts and Nuts 10mm dia for false ceiling	Each	5.25
74	Rawl Plugs for false ceiling	Each	8.40
75	PVC Roller for sliding windows	Each	13.95
76	Synthetic Resin - Fevicol or equivalent (Phenol Formaldehyde based Resin)	Kg	181.50
77	Butt Hinges with nylon washers of various sizes. Length and width (with required screws).		
a	125mm x 30mm	Each	73.30
b	100mm x 30mm	Each	58.90
c	75mm x 30mm	Each	40.40
d	50mm x 30mm	Each	32.65
78	Tower Bolts of various lengths and diameter (with required screws)		
a	400mm long and 12mm dia	Each	138.60
b	300mm long and 12mm dia	Each	106.65
c	250mm long and 12mm dia	Each	80.00
d	200mm long and 12mm dia	Each	67.25
e	150mm long and 12mm dia	Each	53.10
f	100mm long and 10mm dia	Each	46.60
g	75mm long and 10mm dia	Each	32.65

Sl. No.	Name of Material	Unit	Rate approved for the year 2015-2016 (w.e.f. 01.08.2015)
79	Aldrops of following lengths and diameter with required screws, bolts and nuts.		
a	300mm long and 16mm dia	Each	192.80
b	250mm long and 16mm dia	Each	166.30
c	200mm long and 16mm dia	Each	112.60
d	200mm long and 12mm dia	Each	93.50
80	Handles "D" type of various sizes with required screws		
a	200mm long	Each	59.30
b	150mm long	Each	53.10
c	100mm long	Each	32.60
81	Ornamental handles of various sizes with required screws		
a	200mm long	Each	159.95
b	150mm long	Each	106.65
c	100mm long	Each	58.90
82	Aluminium door stopper with rubber bush with required screws	Each	48.90
83	Rubber bush - 40 mm dia and 60 mm long with required screws	Each	24.20
84	Mortice Lock-(Godrej or equivalent) with required screws with 3 Keys		
a	With night latch	Each	534.70
b	Without night latch	Each	399.60
c	Wire nails	Kg	63.50
85	Teakwood beading		
a	15mm x 12mm	RM	17.30
b	35mm x 12mm	RM	43.80
86	Teakwood Beading (ordinary)		
a	30mm x 12mm	RM	36.30
b	25mm x 12mm	RM	29.20
87	Teakwood beading - Ornamental / design		
a	40mm x 12mm	RM	102.00

Sl. No.	Name of Material	Unit	Rate approved for the year 2015-2016 (w.e.f. 01.08.2015)
b	40mm x 15mm	RM	117.00
c	25mm x 12mm	RM	79.80
d	15mm x 12mm	RM	55.00
88	Medium Density Fibre (MDF) Board - Exterior Grade, Both sides pre-laminated including external lipping with kiln dried soft wood 35mm thick	sqm.	2330.00
89	Medium Density Fibre (MDF) Board - exterior Grade - Both sides pre-laminated, 12mm thick	sqm.	1120.00
90	MDF Board exterior Grade - Plain including external lipping with kiln dried soft wood		
i	35mm thick	sqm.	1900.00
ii	30mm thick	sqm.	1750.00
91	Medium density fibre (MDF) Board 12 mm thick Exterior grade - with melamine finish.		
a	One side melamine finish	sqm.	1190.00
b	Both sides melamine finish	sqm.	1340.00
92	Medium density fibre (MDF) board - Exterior grade - Plain - With teak wood external lipping around		
a	35mm thick	sqm.	2040.00
b	30mm thick	sqm.	1820.00
93	Solid core Flush shutters with Teak ply on both side with teak wood lipping around 35 mm thick	sqm.	2410.00
94	Solid core Flush shutters with Teak ply on one side and commercial ply on other side with teak wood lipping around 35 mm thick	sqm.	2110.00
95	Solid core Flush shutters with commercial ply on both side with teak wood lipping around 35 mm thick	sqm.	1820.00
96	Solid PVC door shutters using 19 Gauge 19mm MS square tubes for styles and outer frames. 15mm MS square tubes for top, lock and bottom rails. The steel tubes shall be covered with 5mm thick solid PVC sheets. Shutter using 5mm thick solid PVC sheets for panelling shall rigidly fixed in position including necessary furniture and fittings. The over all size of styles shall be 50mm x 30mm. The over all size of top rail, Lock rail and bottom rail shall be 75mm x 30mm. The over all size of frames shall be 50mm x 45mm, with suitable rebate for housing the shutter.		
a	Solid panel PVC door with frame	sqm.	3015.00

Sl. No.	Name of Material	Unit	Rate approved for the year 2015-2016 (w.e.f. 01.08.2015)
b	Solid panel PVC door without frame	sqm.	2545.00
97a	FRP door Sutter with FRP door frames made out of FRP Sheets of 3mm thick of over all size 65mm x 50mm with rebate suitably reinforced using MS Angle / Flats, cost of holdfasts and solid core FRP shutter Panel of 5mm thick and hollow core frames of 3m wall thickness for styles and rails etc., of sizes specified by Engineers.	sqm.	3940.00
b	Excluding door frames	sqm.	3270.00
98a	PVC panelled door shutters hollow type - 200 mm x 20 mm panels with 1 mm wall thickness for panels and styles and rails of suitable size with 2 mm wall thickness suitably reinforced using MS Angle / Flat including cost of necessary Aluminium hinges and other furniture fittings.	sqm.	2155.00
b	Excluding door frames	sqm.	1905.00
99	RCC door frame of 100mm x 65mm cross sectional size with necessary rebate for housing the shutters, manufactured with cement concrete of grade not less than M20 using 10 mm and below graded stone jelly and using steel reinforcement as per C.E. (B) circular instructions.	RM	321.00
100	Stainless Steel (Salem Stainless Steel) Door Frame (Box Section using Stainless Steel Plate of 1 mm thick) of size 100 mm x 60 mm with a rebate of 30 / 35 mm x 15 mm on one side of the frame including supplying and fixing dovetail splayed end stainless steel Hold fast etc.,	RM	908.00
101	Stainless Steel (Salem Stainless Steel) Door Frame (Box Section using Stainless Steel Plate of 1.6mm thick) of size 100mm x 60mm with a rebate of 30 / 35mm x 15mm on one side of the frame including supplying and fixing dovetail splayed end stainless steel hold fast etc.,	RM	1270.00
102	Supplying and erecting pull and push type rolling shutter with ISI make of approved size and section using 18 GI sheet. The shutter shall be painted with one coat of red oxide primer and the rate is inclusive of hood covers, transportation charges etc.,		
A	ROLLING SHUTTERS (WITH ISI MONOGRAM)		
a	Manually operated (up to 8 m ² area)	sqm.	2430.00
b	Gear operated type (from 8 m ² to 12 m ² area)	sqm.	2700.00
c	Electrically operated type (exceeding 12m ² area)	sqm.	2940.00
B	ROLLING GRILLS (WITH ISI MONOGRAM)		
a	Manually operated (up to 8 m ² area)	sqm.	2480.00

Sl. No.	Name of Material	Unit	Rate approved for the year 2015-2016 (w.e.f. 01.08.2015)
b	Gear operated (from 8 m ² to 12 m ² area)	sqm.	2777.00
c	Electrically operated (exceeding 12m ² area)	sqm.	3090.00
103	Barbed Wire - 10 Gauge - Two ply and four pronged (Galvanised)	1 Kg or 6 RM	69.30
104	Chain link - 2" x 2" using 10 Gauge Galvanised Iron Wire (of all sizes)	sqm.	178.50
105	Pin Headed / Fluted / Figured Glass 3mm thick	sqm.	242.00
106	Plain Glass - 4mm thick	sqm.	326.70
107	Plain Sheet Glass - 5.5mm thick	sqm.	387.20
108	Metal screws (for Aluminium Doors, windows etc.)		
i	75mm x 8mm	Each	2.30
ii	38mm x 6mm	Each	1.65
iii	19mm x 8mm	Each	1.15
iv	19mm x 6mm	Each	0.85
109	Cement paint (First quality)	Kg	53.10
110	Oil Bound Distemper	Kg	78.50
111	Acrylic Distemper	Kg	90.60
112	Primer for Plastic Emulsion paint	Litre	156.75
113	Plastic Emulsion paint (First quality)	Litre	315.15
114	Wood Primer	Litre	156.75
115	Synthetic Enamel paint for Wood work	Litre	254.10
116	Red Oxide primer for Iron work	Litre	145.50
117	Synthetic Enamel paint for Iron work	Litre	242.55
118	G.I. Pipes "B" Class		
i	65mm dia	RM	254.65
ii	50mm Dia	RM	218.30
iii	40mm Dia	RM	169.75
iv	32mm Dia	RM	157.60
v	25mm Dia	RM	133.35
vi	20mm Dia	RM	102.80
vii	15mm Dia	RM	72.75

Sl. No.	Name of Material	Unit	Rate approved for the year 2015-2016 (w.e.f. 01.08.2015)
119	G.I.Specials		
A	Union		
i	50mm Dia	Each	277.20
ii	40mm Dia	Each	205.55
iii	32mm Dia	Each	132.80
iv	25mm Dia	Each	102.80
v	20mm Dia	Each	72.75
vi	15mm Dia	Each	60.60
B	G.I. Elbow		
i	50mm Dia	Each	133.35
ii	40mm Dia	Each	102.80
iii	32mm Dia	Each	90.60
iv	25mm Dia	Each	60.60
v	20mm Dia	Each	26.55
vi	15mm Dia	Each	16.70
C	G.I. Bend		
i	50mm Dia	Each	121.25
ii	40mm Dia	Each	90.60
iii	32mm Dia	Each	72.75
iv	25mm Dia	Each	54.25
v	20mm Dia	Each	24.25
vi	15mm Dia	Each	14.40
D	G.I. TEE		
i	50mm Dia	Each	145.50
ii	40mm Dia	Each	114.90
iii	32mm Dia	Each	102.80
iv	25mm Dia	Each	84.85
v	20mm Dia	Each	36.35
vi	15mm Dia	Each	30.00
E	G.I. COUPLING		
i	50mm Dia	Each	72.75

Sl. No.	Name of Material	Unit	Rate approved for the year 2015-2016 (w.e.f. 01.08.2015)
ii	40mm Dia	Each	60.60
iii	32mm Dia	Each	48.50
iv	25mm Dia	Each	30.00
v	20mm Dia	Each	16.70
vi	15mm Dia	Each	14.40
F	G.I. REDUCER		
i	50mm x 40mm Dia	Each	97.00
ii	40mm x 32mm Dia	Each	72.75
iii	32mm x 25mm Dia	Each	54.25
iv	25mm x 20mm Dia	Each	30.00
v	20mm x 15mm Dia	Each	21.30
vi	40mm x 25mm Dia	Each	54.25
vii	32mm x 20mm Dia	Each	42.10
G	G.I. REDUCER ELBOW		
i	50mm x 40mm Dia	Each	114.90
ii	40mm x 32mm Dia	Each	97.00
iii	32mm x 25mm Dia	Each	72.75
iv	25mm x 20mm Dia	Each	54.25
v	20mm x 15mm Dia	Each	42.10
vi	40mm x 25mm Dia	Each	75.75
vii	32mm x 20mm Dia	Each	60.00
H	G.I. REDUCER TEE		
i	50mm x 40mm Dia	Each	145.50
ii	40mm x 32mm Dia	Each	121.25
iii	32mm x 25mm Dia	Each	102.80
iv	25mm x 20mm Dia	Each	78.50
v	20mm x 15mm Dia	Each	72.75
vi	40mm x 25mm Dia	Each	109.10
vii	32mm x 20mm Dia	Each	84.85
I	G.I. HEX NIPPLE		
i	50mm Dia	Each	90.60

Sl. No.	Name of Material	Unit	Rate approved for the year 2015-2016 (w.e.f. 01.08.2015)
ii	40mm Dia	Each	72.75
iii	32mm Dia	Each	60.60
iv	25mm Dia	Each	45.60
v	20mm Dia	Each	36.35
vi	15mm Dia	Each	24.25
120	Gun Metal Gate Valve (Heavy Duty)		
i	65mm dia	Each	1697.00
ii	50mm Dia	Each	1386.00
iii	40mm Dia	Each	1091.00
iv	32mm Dia	Each	848.00
v	25mm Dia	Each	663.00
vi	20mm Dia	Each	392.00
	Note: Gate Valves should be used only in delivery line to OHT scour pipe in OHT (for cleaning of OHT) where pressure pumping is involved. In all other cases only wheel valve should be used.		
121	Gun Metal Wheel Valve (Heavy Duty)		
i	40mm Dia	Each	727.00
ii	32mm Dia	Each	574.00
iii	22mm Dia	Each	393.00
iv	20mm Dia	Each	271.00
v	15mm Dia	Each	193.00
122	Brass chromium plated screw down Tap 15 / 12mm Dia (Heavy Type)	Each	211.00
123	Chromium plated stop cock 15mm Dia	Each	169.00
124	Brass chromium plated pillar Tap (Heavy type)- 15/12mm Dia	Each	302.00
125	Brass chromium plated shower Rose - 100mm Dia	Each	217.00
126	Wooden plug, clamp and screws	Set	12.10
127	Shellac	100 gram	18.15
128	Thread Ball	Each	3.60
129	Oriya Type Indian Water closet 580mm x 440mm with "P" or "S" Trap		
i	White	Set	1143.00

Sl. No.	Name of Material	Unit	Rate approved for the year 2015-2016 (w.e.f. 01.08.2015)
ii	Colour	Set	1459.00
130	European Water closet with "P" or "S" Trap with Double Flapped seat and seat cover with Brass Hinges and 10 litre capacity PVC low level flusing tank with all internal fittings		
i	White	Set	2920.00
ii	Colour	Set	3300.00
131	European water closet with "P" or "S" Trap with Double falpped seat and seat cover with Brass Hinges and 12.5 litre capacity Porcelin low level flusing tank with all internal fittings		
i	White	Set	4120.00
ii	Colour	Set	4960.00
132	Wash Hand Basin of size 550mm x 400mm with all accessories such as cast iron brackets, 32mm dia C.P. waste coupling, rubber plug and chain, 32mm dia 'B' Class G.I. waste pipe, 15mm dia G.M. wheel valve, 15mm dia nylon connection, 15mm dia brass nipples, 15mm C.P. pillar tap etc.		
i	White without pedastal	Set	1585.00
ii	White with pedastal	Set	1905.00
iii	Colour without pedastal	Set	2125.00
iv	Colour with pedastal	Set	2345.00
133	White Porcelin Sink of size 600mm x 450mm x 200mm with 32mm dia 'B' Class G.I. waste water pipe and 32mm dia C.P. waste coupling.	Set	2030.00
134	Cuddapah Slab Sink of size 600mm x 450mm x 200mm with 32mm dia 'B' Class G.I. waste water pipe & 32mm dia C.P. waste coupling.	Set	729.00
135	Cuddapah Slab Sink of size 600mm x 600mm x 200mm with 32mm dia 'B' Class G.I. waste water pipe & 32mm dia C.P. waste coupling.	Set	964.00
136	Lipped Mouth Porcelin Flat Back Urinal with all accessories such as 32mm dia Bell mouth PVC connection, 15mm dia G.M. wheel value, 15mm dia 'B' Class G.I. waste water pipe, 15mm dia nylon connection, 15 mm dia brass nipple etc.,		
i	White	Set	889.00
ii	Colour	Set	1018.00

Sl. No.	Name of Material	Unit	Rate approved for the year 2015-2016 (w.e.f. 01.08.2015)
137	Porcelain soap dish of size 150mm x 150mm x 50mm		
i	White	Each	186.00
ii	Colour	Each	254.00
138	Brass chromium plated soap tray of size 150mm x 100mm	Each	156.00
139	Brass chromium plated towel rail 60cm long and 20mm dia with brackets	Set	254.00
140	Anodised Aluminium Towel Rail 60cm long and 20mm dia with Brackets.	Set	127.00
141	PVC / Fibre Glass framed 5.5mm thick mirror, shelf type with Hard Board Backing		
i	600mm x 450mm	Each	471.00
ii	500mm x 400mm	Each	381.00
142	Stone ware gully trap of size 150mm x 100mm with cast Iron Double Gratings	Each	169.00
143	Cast Iron Nahini / Floor Trap with stainless Steel Grating		
i	100mm x 75mm	Each	277.00
ii	75mm x 50mm	Each	217.00
144	PVC Nahini / Floor Trap with PVC Grating		
i	100mm x 75mm	Each	150.00
ii	75mm x 50mm	Each	132.00
145	First Quality cast Iron pipe		
i	150mm Dia	RM	1004.00
ii	100mm Dia	RM	606.00
iii	75mm Dia	RM	485.00
iv	50mm Dia	RM	344.00
146	First Quality cast Iron Specials		
A	Plain Bend		
i	150mm Dia	Each	545.00
ii	100mm Dia	Each	266.00
iii	75mm Dia	Each	205.00

Sl. No.	Name of Material	Unit	Rate approved for the year 2015-2016 (w.e.f. 01.08.2015)
iv	50mm Dia	Each	157.00
B	Bend with Door		
i	150mm Dia	Each	630.00
ii	100mm Dia	Each	320.00
iii	75mm Dia	Each	266.00
iv	50mm Dia	Each	211.00
C	Plain TEE		
i	150mm Dia	Each	1091.00
ii	100mm Dia	Each	484.00
iii	75mm Dia	Each	332.00
iv	50mm Dia	Each	229.00
D	TEE with Door		
i	150mm Dia	Each	1151.00
ii	100mm Dia	Each	557.00
iii	75mm Dia	Each	387.00
iv	50mm Dia	Each	278.00
E	"Y" Junction with Door (single)		
i	150mm Dia	Each	1212.00
ii	100mm Dia	Each	606.00
iii	75mm Dia	Each	423.00
iv	50mm Dia	Each	302.00
F	"Y" Junction with Door (Double)		
i	150mm Dia	Each	1333.00
ii	100mm Dia	Each	678.00
iii	75mm Dia	Each	509.00
G	COWL		
i	150mm Dia	Each	332.00
ii	100mm Dia	Each	199.00
iii	75mm Dia	Each	133.00
iv	50mm Dia	Each	102.00

Sl. No.	Name of Material	Unit	Rate approved for the year 2015-2016 (w.e.f. 01.08.2015)
147	Stone Ware Pipe		
i	150mm Dia	Each (0.6.RM)	96.50
ii	100mm Dia	Each (0.6.RM)	60.00
148	Stone Ware Specials		
A	Stone Ware TEE		
i	150mm Dia	Each	157.00
ii	100mm Dia	Each	121.00
B	Stone Ware Bend		
i	150mm Dia	Each	133.00
ii	100mm Dia	Each	96.00
C	Stone Ware "Y" Junction		
i	150mm Dia	Each	162.00
ii	100mm Dia	Each	121.00
149	Spun Yarn	Kg	12.60
150	Hemp Yarn	Kg	11.30
151	Gunny Tape / Kithan	sqm.	11.30
152	Tar	Kg	42.60
153	Bitumen Felt 15 mm thick pad	sqm.	266.00
154	Supplying, fabricating, erecting and fixing gyp board false ceiling upto a ceiling height of 4.5m from floor level.		
a	Using plain sheets (10mm thick)	sqm.	801.00
b	Using perforated sheets (10mm thick)	sqm.	1035.00
155	Supplying and laying Glass wool for insulation including necessary packing materials.		
a	Using 50mm thick Glass wool	sqm.	390.00
b	Using 25mm thick Glass wool	sqm.	208.00
156	Vitrified Tiles of size 600 x 600 x 8mm	sq.m.	1039.00
157	Pre-polished concrete anti-skid step tiles of 20mm thick	sq.m.	584.00
158	Colour designed glazed tiles 300 x 200 x 6mm	Each	32.60

Sl. No.	Name of Material	Unit	Rate approved for the year 2015-2016 (w.e.f. 01.08.2015)
159	Squatting Urinal	Set	485.00
160	CI Brackets for fixing the sink	Set	115.00
161	Swan Neck Tap	Each	271.00
162	Brass Screws (30 x 6mm)	Each	2.40
163	Brass Screws (75 x 10mm)	Each	4.80
164	Special clamp, teak wood plugs and screws	Set	24.15
165	PVC clamp, teak wood plugs and screws	Set	9.65
166	Teak wood plug	Each	1.25
167	Teak wood plug (50 x 50 x 100mm)	Each	6.30
168	Manhole Cover 60 x 60cm (heavy duty) with frame	Each	2079.00
169	Welding charges		
a	50mm	Each	1.85
b	40mm	Each	1.45
170	Add for painting / tarring for Hex Nipple	Each	2.40
171	Labour charges for fixing cuddapah slab to cup-board	sqm	38.00
172	Hire charges for polishing machinery	Day	190.00
173	Electricity charges	Unit	9.90

Sl. No.	Description of Materials	Unit	Rate approved for the year 2015-2016 (w.e.f. 01.08.2015)		
			WORKING PRESSURE		
			4 kg. per cm ²	6 kg. per cm ²	10 kg. per cm ²
	WATER SUPPLY AND SANITARY ARRANGEMENTS				
174	PVC ITEMS FINOLEX (OR) EQUIVALENT (WITH ISI MONOGRAM)				
1	PVC Pipes				
a	15mm Dia	RM	--	--	15.10
b	20mm Dia	RM	--	--	22.35
c	25mm Dia	RM	--	--	38.10
d	32mm Dia	RM	--	--	56.90
e	40mm Dia	RM	--	--	89.00
f	50mm Dia	RM	56.90	89.00	133.00
g	63mm Dia	RM	82.40	120.50	--
h	75mm Dia	RM	114.50	171.40	--
i	90mm Dia	RM	133.30	203.70	--
j	110mm Dia	RM	178.10	267.30	--
l	160mm Dia	RM	368.50	521.80	--
Note	(1) For Rainwater down fall pipe works, only PVC Pipe of working Pressure of 4 kg. per sq.cm. shall be adopted.				
	(2) For Sanitary arrangement items of works, only PVC Pipe of working Pressure of 6 kg. per sq.cm. shall be adopted.				
	(3) For Water Supply arrangement items of works, only PVC Pipe of working Pressure of 10 kg. per sq.cm. shall be adopted.				
175	PVC Specials for water supply arrangements				
A	Coupler				
a	15mm Dia	Each	--	--	3.75
b	20mm Dia	Each	--	--	4.35
c	25mm Dia	Each	--	--	5.00
d	32mm Dia	Each	--	--	6.35
e	40mm Dia	Each	--	--	9.45

Sl. No.	Description of Materials	Unit	Rate approved for the year 2015-2016 (w.e.f. 01.08.2015)		
			WORKING PRESSURE		
			4 kg. per cm ²	6 kg. per cm ²	10 kg. per cm ²
f	50mm Dia	Each	--	--	12.70
B	Elbow				
a	15mm Dia	Each	--	--	5.60
b	20mm Dia	Each	--	--	6.35
c	25mm Dia	Each	--	--	8.85
d	32mm Dia	Each	--	--	12.70
e	40mm Dia	Each	--	--	17.75
f	50mm Dia	Each	--	--	25.40
C	BEND				
a	15mm Dia	Each	--	--	6.35
b	20mm Dia	Each	--	--	7.60
c	25mm Dia	Each	--	--	10.10
d	32mm Dia	Each	--	--	15.10
e	40mm Dia	Each	--	--	20.30
f	50mm Dia	Each	--	--	31.75
D	Tee				
a	15mm Dia	Each	--	--	7.60
b	20mm Dia	Each	--	--	8.85
c	25mm Dia	Each	--	--	12.70
d	32mm Dia	Each	--	--	15.20
e	40mm Dia	Each	--	--	25.40
f	50mm Dia	Each	--	--	38.10
E	End Cap				
a	15mm Dia	Each	--	--	3.75
b	20mm Dia	Each	--	--	5.00
c	25mm Dia	Each	--	--	6.35
d	32mm Dia	Each	--	--	7.60
e	40mm Dia	Each	--	--	11.95

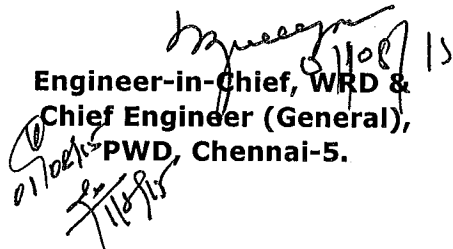
Sl. No.	Description of Materials	Unit	Rate approved for the year 2015-2016 (w.e.f. 01.08.2015)		
			WORKING PRESSURE		
			4 kg. per cm ²	6 kg. per cm ²	10 kg. per cm ²
f	50mm Dia	Each	--	--	16.45
F	Reducer				
a	20mm x 15mm	Each	--	--	5.00
b	25mm x 20mm	Each	--	--	5.60
c	32mm x 25mm	Each	--	--	8.85
d	40mm x 32mm	Each	--	--	11.95
e	50mm x 40mm	Each	--	--	20.30
G	Reducer Tee				
a	20mm x 15mm	Each	--	--	7.60
b	25mm x 20mm	Each	--	--	8.85
c	32mm x 25mm	Each	--	--	12.70
d	40mm x 32mm	Each	--	--	15.20
e	50mm x 40mm	Each	--	--	25.40
H	Reducer Elbow				
a	20mm x 15mm	Each	--	--	6.35
b	25mm x 20mm	Each	--	--	7.60
c	32mm x 25mm	Each	--	--	10.10
d	40mm x 32mm	Each	--	--	12.70
e	50mm x 40mm	Each	--	--	19.05
J	Jet Nipple				
a	25mm Dia	Each	--	--	16.45
b	32mm Dia	Each	--	--	21.55

Sl. No.	Description of Materials	Unit	Rate approved for the year 2015-2016 (w.e.f. 01.08.2015)	
			"O" Ring Jointing	By pasting
176	PVC SPECIALS FOR SANITARY ARRANGEMENTS FINOLEX (OR) EQUIVALENT (WITH ISI MONOGRAM)			
A	Elbow			
a	75mm	Each	69.60	56.90
b	90mm	Each	89.00	69.60
c	110mm	Each	107.80	89.00
d	160mm	Each	120.50	101.80
B	Door Elbow			
a	75mm	Each	89.00	63.60
b	90mm	Each	114.50	76.30
c	110mm	Each	139.80	120.50
d	160mm	Each	165.40	139.90
C	Tee			
a	75mm	Each	95.10	89.00
b	90mm	Each	120.50	107.80
c	110mm	Each	158.70	146.00
d	160mm	Each	178.10	157.80
D	Tee with Door (Single)			
a	75mm	Each	120.50	114.50
b	90mm	Each	146.00	127.00
c	110mm	Each	184.20	171.40
d	160mm	Each	222.30	203.70
E	Tee with Door (Double)			
a	75mm	Each	152.70	146.00
b	90mm	Each	209.60	190.80
c	110mm	Each	254.60	241.80
d	160mm	Each	292.70	259.30

Sl. No.	Description of Materials	Unit	Rate approved for the year 2015-2016 (w.e.f. 01.08.2015)	
			"O" Ring Jointing	By pasting
F	Bend			
a	75mm	Each	76.30	63.60
b	90mm	Each	95.10	76.30
c	110mm	Each	114.50	95.10
d	160mm	Each	127.10	107.80
G	"Y"			
a	75mm	Each	101.80	95.10
b	90mm	Each	127.10	114.50
c	110mm	Each	165.40	152.70
d	160mm	Each	184.20	165.40
H	"Y" with Door (single)			
a	75mm	Each	120.50	114.50
b	90mm	Each	152.70	133.30
c	110mm	Each	203.70	178.10
d	160mm	Each	235.20	209.60
I	"Y" with Door (Double)			
a	75mm	Each	165.40	158.70
b	90mm	Each	222.30	203.70
c	110mm	Each	267.30	254.10
d	160mm	Each	323.40	292.50
J	Double Tee with Door (Single)			
a	75mm	Each	209.60	171.40
b	90mm	Each	241.80	196.90
c	110mm	Each	284.80	247.90
d	160mm	Each	318.20	280.00
K	Double "Y" with Door (single)			
a	75mm	Each	229.10	190.80
b	90mm	Each	254.60	216.40

Sl. No.	Description of Materials	Unit	Rate approved for the year 2015-2016 (w.e.f. 01.08.2015)	
			"O" Ring Jointing	By pasting
c	110mm	Each	292.70	273.30
d	160mm	Each	356.40	318.00
L	Reducer			
a	75mm x 63mm	Each	69.60	56.90
b	110mm x 63mm	Each	89.00	76.30
c	110mm x 75mm	Each	101.80	89.00
d	110mm x 90mm	Each	114.40	101.80
f	160mm x 110mm	Each	133.30	127.00
M	Shoe			
a	110mm dia	Each	--	76.30
b	160mm dia	Each	--	114.40
N	Vent Cowl			
a	50mm dia	Each	--	31.50
b	75mm dia	Each	--	50.90
c	110mm dia	Each	--	76.30
177	PVC AND HDPE PIPES FOR BORE WELLS			
A	Special Blue Pipes for Bore Well			
a	110mm dia	RM	--	305.00
b	125mm dia	RM	--	343.00
c	140mm dia	RM	--	394.00
d	160mm dia	RM	--	445.00
B	Special Blue Slotted Pipes for Bore Wells			
a	110mm dia	RM	--	318.00
b	125mm dia	RM	--	362.00
c	140mm dia	RM	--	420.00
d	160mm dia	RM	--	509.00
C	End Cap for Bore Well			
a	110mm dia	Each	--	95.10

Sl. No.	Description of Materials	Unit	Rate approved for the year 2015-2016 (w.e.f. 01.08.2015)	
			"O" Ring Jointing	By pasting
b	125mm dia	Each	--	101.80
c	140mm dia	Each	--	114.40
d	160mm dia	Each	--	127.00
D	HDPE PIPES FOR SUB-MERSIBLE PUMP IN BORE WELL Class-5 (1 MPa or 10 kg./cm2 pressure)			
a	20mm dia	RM	--	31.50
b	25mm dia	RM	--	56.90
c	32mm dia	RM	--	76.30
d	40mm dia	RM	--	107.80
e	50mm dia	RM	--	152.70
	OTHER ITEMS :			
178	PVC screw down tap heavy type 20mm dia	Each	78.10	
179	PVC screw down tap heavy type 15mm dia	Each	60.50	
180	PVC Adhesive (solution)	100 gm	36.30	
181	PVC low level flushing tank with all internal fittings (wall mounting type)			
a	White - 10 litre capacity	Set	908.00	
b	White - 7.5 litre capacity	Set	696.00	
c	Colour - 10 litre capacity	Set	1030.00	
d	Colour - 7.5 litre capacity	Set	817.00	
182	PVC Water Tank	Litre	9.00	


 Engineer-in-Chief, WRD &
 Chief Engineer (General),
 PWD, Chennai-5.

ANNEXURE-VII

RATES OF ELECTRICAL ITEMS OF WORKS

Note: No extra on cost, conveyance charges shall be allowed for all the items included under this category. The rates approved therein are applicable at site of work.

Item No.	Details	Per	Rate approved for the year 2015-2016 (w.e.f. 01.08.2015)
	RATES FOR MATERIALS: ELECTRICAL LAMPS, FITTINGS AND CONNECTED ACCESSORIES.		
	PART - A		
1	INCANDESCENT BULBS 230V/250V GRADE BC/ES WITH ISI		
	a 15 Watts	Each	11.20
	b 25 Watts	Each	11.20
	c 40 Watts	Each	11.20
	d 60 Watts	Each	11.20
	e 100 Watts	Each	11.20
	f 200 Watts	Each	22.40
2	INCANDESCENT BULB 230V/250V GRADE B.C/E.S		
	a Colour 15 Watts	Each	13.70
	b Blended Lamp 160 Watts	Each	271.00
3	PLLAMP (PHILIPS / OSRAM)		
	a 9 Watts	Each	84.10
	b 11 Watts	Each	89.70
	c 18 Watts	Each	141.20
	d 36 Watts	Each	157.00
4	FLUORESCENT TUBULAR LAMPS WITH ISI MARK.		
	a Cool Day light 2 Ft.20 Watts	Each	42.30
	b Cool Day light 4 Ft.40 Watts	Each	42.30
	c Cool Day light 4 Ft.36 Watts	Each	41.30
5	MERCURY VAPOUR DISCHARGE LAMP 230V GRADE 3 PIN BC		
	a 80 Watts	Each	194.80
	b 125 Watts	Each	204.00

Item No.		Details	Per	Rate approved for the year 2015-2016 (w.e.f. 01.08.2015)
	c	250 Watts	Each	498.00
	d	400 Watts	Each	702.00
6		BOX TYPE SINGLE FLUORESCENT FITTING WITH COPPER CHOKE AND CONDENSOR COMPLETE WITH ISI MARK.		
	a	4. Ft 40 Watts with ballast.	Each	360.00
	b	4 Ft. 40 Watts Box type with Ballast. (Philips / Crompton / Wipro)	Each	529.00
7		BOX TYPE TWIN FLUORESCENT FITTING WITH COPPER CHOKE AND CONDENSOR (HPF) COMPLETE WITH ISI MARK.		
	a	4 Ft. 40 Watts	Each	676.00
	b	4 Ft. 40 Watts Box type of (Philips / Crompton) with Ballast.	Each	882.00
8		INDUSTRIAL TYPE FLUORESCENT FITTING STOVE ENAMELLED WITH COPPER CHOKE AND CONDENSOR (HPF) 4' 40 W		
	a	Single type suitable for 1 No.tube	Each	994.00
	b	Twin type suitable for 2 Nos. tube	Each	1224.00
9		DECORATIVE AND SINGLE FLUORESCENT TYPE FITTING WITH COPPER CHOKE & CONDENSOR (HPF) COMPLETE SUITABLE FOR ONE NUMBER FLUORESCENT TUBE WITH ISI MARK		
	a	4 Ft. 40 Watts with Perspex		Deleted
10		DECORATIVE TWIN FLUORESCENT TYPE FITTING WITH COPPER CHOKE & CONDENSOR COMPLETE SUITABLE FOR 2 NOS. FLUORESCENT TUBES		
	a	4' 40 W Twin Mirror optic Recessed mounting fitting.	Each	1713.00
	b	4' 40 W Twin Mirror optic Suspension type fitting. (Philips / Crompton / Wipro)	Each	3090.00
	c	4'40 W Twin Mirror optic Recessed mounting type Philips / Crompton / wipro.	Each	2264.00
11		SINGLE TYPE STREET LIGHT FLUORESCENT FITTING SUITABLE FOR THE ONE NO. FLUORESCENT TUBE WITH COPPER CHOKE & CONDENSOR COMPLETE		
	a	4 Ft. 40 Watts type	Each	754.00
12		TWIN TYPE STREET LIGHTS FLUORESCENT FITTING SUITABLE FOR 2 NOS. FLUORESCENT TUBES WITH COPPER CHOKE & CONDENSOR COMPLETE		
	a	4 Ft. 40 Watts type	Each	1014.00

Item No.		Details	Per	Rate approved for the year 2015-2016 (w.e.f. 01.08.2015)
13		POST TOP LANTERN FITTING OF (INTEGRAL TYPE WITH COPPER CHOKE & CONDENSOR & NECESSARY ACCESSORIES (PHILIPS / CROMPTON GREAVES / WIPRO) (SPHERICAL / RIBBED / CONICAL ACRYLIC COVER)		
	a	Suitable for 125 Watts M.V. Lamp	Each	3650.00
	b	Suitable for 70 Watts S.V. Lamp	Each	3845.00
	c	Post top lantern fitting with S.C. holder suitable for 160W blended lamp / incandescent lamp	Each	2100.00
14		STARTERS FOR FLUORESCENT TUBES		
	a	Starters of capacity 20 Watts	Each	11.20
	b	Starters of capacity 40 Watts	Each	11.20
15		POLYSTER FILLED COPPER CHOKE 250V / 50HZ GRADE SUITABLE FOR (Philips / Crompton / Wipro)		
	a	20 Watts fluorescent tube	Each	199.00
	b	40 Watts fluorescent tube	Each	199.00
	c	36 / 40W Electronic ballast for flu. Tube (Philips / Crompton)	Each	330.00
	d	36 / 40W Electronic ballast for flu. Tube (Indo Asean / Equivalent)	Each	269.00
16		CONDENSOR FOR S.V. / M.V. LAMP		
	a	8 Mfd for 80 Watts Bulb	Each	126.00
	b	10 Mfd for 125 Watts Bulb	Each	151.00
	c	15 Mfd for 250 Watts Bulb	Each	201.00
	d	20 Mfd for 400 Watts Bulb	Each	278.00
17		Battern type Bakelite Holder for lamp	Each	20.20
18		Water tight bulk head fitting suitable for 100 / 60 Watts lamp with guard heavy type (PHILIPS / BAJAJ / CROMPTON GREAVES)	Each	336.00
19		Ceiling Rose	Each	16.80
20	a	Ceiling fixtures 250 / 300 mm complete with Gallery etc. Clear glass opac / crystal suitable for 40 / 60 Watts Bulb.	Each	198.00
	b.	Ceiling luminaire with mirror optics suitable for 2 Nos. 9 watts / 11 watts (Philips / Crompton / Bajaj)	Each	1254.00

Item No.		Details	Per	Rate approved for the year 2015-2016 (w.e.f. 01.08.2015)
		(For Items 6 to 13, 20 & 22, the rates are exclusive of cost of tubes and lamps)		
21		Fan clamp (dia 12mm) with 6mm MS side plates & 45 cm cross arm	Each	134.00
22		CALL BELLS		
	a	Call bell / Buzzer 6 mm suitable for AC / DC	Each	50.40
	b	Push bell	Each	20.20
	c	Gong bell 9" size suitable for 250V	Each	504.00
	d	Gong bell 12" size suitable for 250V	Each	730.00
23		WATER HEATER WITH I.S.I MARK		
	a	Automatic Electrical Water Heater with copper container, with Glass Wool / Puf insulation with MS powder coated shell suitable for 25 Litres capacity 230V / 1000W	Each	5880.00
	b	Automatic Electrical Water Heater with copper container, with Glass Wool / Puf insulation with MS powder coated shell suitable for 25 Litres capacity 230V / 1000W (Venus / Racold)	Each	7940.00
	c	Automatic Electrical Water Heater with copper container, with Glass Wool / Puf insulation with MS powder coated shell suitable for 35 Litres capacity 230V / 1000W	Each	6820.00
	d	Automatic Electrical Water Heater with copper container, with Glass Wool / Puf insulation with MS powder coated shell suitable for 35 Litres capacity 230V / 1000W (Venus / Racold)	Each	9120.00
		PART "B"		
1		FANS - CONFORMING TO ISS 374 / 1979.		
	a	A.C Ceiling fan complete 1200 mm (48") sweep with 300mm Down rod. (without regulator)	Each	1340.00
	b	A.C Ceiling fan complete 1400 mm (56") sweep with 300mm Down rod. (without regulator)	Each	1440.00
	c	Stepped electronic 300W / 450W square type fan regulator (Anchor Deluxe / Equivalent)	Each	228.00
	d	Dimmer type electronic 300W / 450W square type fan regulator (Anchor Deluxe / Equivalent)	Each	182.00
	e	A.C. Ceiling fan complete 1200mm (48") sweep with 300mm Down rod (without regulator) (Crompton make)	Each	1520.00

Item No.		Details	Per	Rate approved for the year 2015-2016 (w.e.f. 01.08.2015)
	f	A.C. Ceiling fan complete 1400mm (56") sweep with 300mm Down rod (without regulator) (Crompton make)	Each	1640.00
2		EXHAUST FANS		
	a	A.C Exhaust Fan 225mm (9") sweep (Light duty)	Each	1240.00
	b	A.C Exhaust Fan 300mm (12") sweep (Light duty)	Each	1420.00
	c	A.C Exhaust Fan 375mm (15") sweep (Light duty)	Each	1460.00
	d	A.C Exhaust Fan 450mm (18") sweep (Light duty)	Each	2060.00
	e	A.C Exhaust Fan 375mm (15") sweep (Heavy duty)	Each	2700.00
	f	A.C Exhaust Fan 450mm (18") sweep (Heavy duty)	Each	3360.00
3		LOUVER SHUTTERS ARRANGEMENTS		
	a	M.S / Fibre Louvers shutters arrangements for 300 mm A.C Exhaust Fan.	Each	269.00
	b	M.S / Fibre Louvers shutters arrangements for 375 mm A.C Exhaust Fan.	Each	285.00
	c	M.S / Fibre Louvers shutters arrangements for 450 mm A.C Exhaust Fan.	Each	319.00
		PART "C"		
1		SWITCHES		
	a	5 Amps (flush type)	Dozen	207.00
	b	5 Amps (Flush type staircase)	Dozen	258.00
2		DOUBLE POLE SWITCHES (GEM / HPL / HAVELLS / EQUIVALENT)		
	a	16 Amps DP switch with metal clad (Front handle)	Each	485.00
	b	32 Amps DP switch with metal clad (Front handle)	Each	994.00
	c	16 Amps DP switch with metal clad (side handle).	Each	401.00
	d	32 Amps DP switch with metal clad (side handle)	Each	902.00
3	A	TRIPLE POLE SWITCHES (side Handle) (Standard / HPL / Havell's / Equivalent)		
	a	100 Amps TPN Switch with HRC fuses sheet steel double break	Each	6820.00
	b	125 Amps TPN Switch with HRC fuses sheet steel double break	Each	7470.00

Item No.		Details	Per	Rate approved for the year 2015-2016 (w.e.f. 01.08.2015)
	c	200 Amps TPN Switch with HRC fuses sheet steel double break	Each	9650.00
	d	315 Amps TPN Switch with HRC fuses sheet steel double break	Each	13700.00
	e	400 Amps TPN Switch with HRC fuses sheet steel double break	Each	17640.00
	f	16 Amps TPN Metal clad switch with rewirable fuse units.	Each	1035.00
	g	32 Amps TPN Metal clad switch with rewirable fuse units.	Each	1530.00
	h	63 Amps TPN Metal clad switch with rewirable fuse units.	Each	3330.00
	i	100 Amps Metal clad switch with rewirable fuse units.	Each	6550.00
	j	200 Amps metal clad switch with rewirable fuse units.	Each	9940.00
4	A	SWITCH DISCONNECTOR FUSE UNITS IN SHEET STEEL ENCLOSURE (SDF) (L & T / SIEMENS)		
	1	63A TPN switch disconnecter fuse units in sheet steel enclosure with HRC fuses Double break.	Each	4210.00
	2	100A TPN switch disconnecter fuse units in sheet steel enclosure with HRC fuses Double break.	Each	7080.00
	3	125A TPN switch disconnecter fuse units in sheet steel enclosure with HRC fuses Double break.	Each	8360.00
	4	200A TPN switch disconnecter fuse units in sheet steel enclosure with HRC fuses Double break.	Each	10500.00
	5	250A TPN switch disconnecter fuse units in sheet steel enclosure with HRC fuses Double break.	Each	13100.00
	6	315A TPN switch disconnecter fuse units in sheet steel enclosure with HRC fuses Double break.	Each	15700.00
	7	400A TPN switch disconnecter fuse units in sheet steel enclosure with HRC fuses Double break.	Each	18000.00
4	B	SWITCH DISCONNECTOR FUSE UNITS IN OPEN EXECUTION (INTERIOR FOR CUBICAL) (L & T / SIEMENS)		
	1	63A TPN switch disconnecter fuse units interior only with HRC fuses Double break.	Each	2780.00
	2	100A TPN switch disconnecter fuse units interior only with HRC fuses Double break.	Each	5060.00

Item No.		Details	Per	Rate approved for the year 2015-2016 (w.e.f. 01.08.2015)
	3	125A TPN switch disconnecter fuse units interior only with HRC fuses Double break.	Each	6900.00
	4	200A TPN switch disconnecter fuse units interior only with HRC fuses Double break.	Each	8900.00
	5	250A TPN switch disconnecter fuse units interior only with HRC fuses Double break.	Each	11600.00
	6	315A TPN switch disconnecter fuse units interior only with HRC fuses Double break.	Each	14580.00
	7	400A TPN switch disconnecter fuse units interior only with HRC fuses Double break.	Each	17200.00
5		FUSE UNITS (Anchor / Equivalent)		
	a	16 Amps Porcelain Fuse unit (500V)	Each	56.00
	b	32 Amps Porcelain Fuse unit (500V)	Each	99.00
	c	63 Amps Porcelain Fuse unit (500V)	Each	222.00
	d	100Amps Porcelain Fuse unit (500V)	Each	399.00
	e	200 Amps Porcelain Fuse unit (500V)	Each	646.00
6		SINGLE PHASE DBS (GEM / Equivalent)		
	a	4 Way DB 16 Amps / Way with fuse & Neutral each (250V)	Each	539.00
	b	6 Way DB 16 Amps / Way with fuse & Neutral each (250V)	Each	733.00
	c	8 Way DB 16 Amps / Way with fuse & Neutral each (250V)	Each	909.00
7		THREE PHASE DBS (GEM / Equivalent)		
	a	4 Way TPDB 16A / Way with fuse & Neutral link	Each	2125.00
	b	6 Way TPDB 16A / Way with fuse & Neutral link	Each	2910.00
	c	8 Way TPDB 16A / Way with fuse & Neutral link	Each	3520.00
	d	4 Way TPDB 32A / Way with fuse & Neutral link	Each	2690.00
	e	6 Way TPDB 32A / Way with fuse & Neutral link	Each	3590.00
	f	8 Way TPDB 32A / Way with fuse & Neutral link	Each	4540.00
	g	4 Way TPDB 63A / Way with fuse & Neutral link	Each	6280.00
	h	6 Way TPDB 63A / Way with fuse & Neutral link	Each	8080.00

Item No.		Details	Per	Rate approved for the year 2015-2016 (w.e.f. 01.08.2015)
8		CHANGE OVER SWITCHES (GEM / HAVELL'S / HPL / STANDARD / EQUIVALENT)		
	a	16 Amps three phase 500V 4 pole Change over switch	Each	1460.00
	b	32 Amps three phase 500V 4 pole Change over switch	Each	1730.00
	c	63 Amps three phase 500V 4 pole Change over switch	Each	3780.00
	d	100 Amps three phase 500V 4 pole Change over switch	Each	6010.00
	e	200 Amps three phase 500V 4 pole Change over switch	Each	11300.00
		PART "D"		
1	a	5 Amps 3 pin & 2 pin combined flush type wall socket only.	Each	28.20
	b	5 Amps / 15 Amps 3 pin flush type wall socket only.	Each	63.50
	c	5 Amps 3 pin Top	Each	39.90
	d	15 Amps 3 pin Top	Each	56.50
	e	15 Amps Flush type switch	Each	65.80
	f	10 Amps M.C plug with 3 pin top	Each	211.00
	g	20 Amps M.C plug with 3 pin top	Each	240.00
2	A	SINGLE PHASE WATT HOUR METERS (HPL / Equivalent)		
	a	A.C single phase 230V / 250V / 50 HZ 5 Amps Watt Hour Meter.	Each	1120.00
	b	A.C single phase 230V / 250V / 50 HZ 10 Amps Watt Hour Meter.	Each	1120.00
	c	A.C single phase 230V / 250V / 50 HZ 20 Amps Watt Hour Meter.	Each	1120.00
2	B	THREE PHASE WATT HOUR METERS (Anchor / Equivalent)		
	a	A.C 3 phase 400V 50HZ unbalanced load 4 wire 10 Amps watt hour meter.	Each	2310.00
	b	A.C 3 phase 400V 50HZ unbalanced load 4 wire 25 Amps watt hour meter	Each	2310.00
	c	A.C 3 phase 400V 50HZ unbalanced load 4 wire 50 Amps watt hour meter	Each	2930.00

Item No.		Details	Per	Rate approved for the year 2015-2016 (w.e.f. 01.08.2015)
		PART "E"		
1		SERVICE CONNECTION ACCESSORIES L.T. 1100V PVC ALUMINIUM ARMoured UNDER GROUND CABLE WITH ISI MARK.		
	a	2 Core 6 sq.mm PVC armoured UG cable	Metre	99.20
	b	2 Core 10 sq.mm PVC armoured UG cable	Metre	120.80
	c	2 Core 16 sq.mm PVC armoured UG cable	Metre	131.00
	d	2 Core 25 sq.mm PVC armoured UG cable	Metre	148.90
	e	3 ¹ / ₂ Core 25 sq.mm PVC armoured UG cable	Metre	224.30
	f	3 ¹ / ₂ Core 35 sq.mm PVC armoured UG cable	Metre	264.00
	g	3 ¹ / ₂ Core 50 sq.mm PVC armoured UG cable	Metre	344.00
	h	3 ¹ / ₂ Core 70 sq.mm PVC armoured UG cable	Metre	441.00
	i	3 ¹ / ₂ Core 95 sq.mm PVC armoured UG cable	Metre	571.00
	j	3 ¹ / ₂ Core 120 sq.mm PVC armoured UG cable	Metre	698.00
	k	3 ¹ / ₂ Core 150 sq.mm PVC armoured UG cable	Metre	826.00
	l	3 ¹ / ₂ Core 185 sq.mm PVC armoured UG cable	Metre	1010.00
	m	3 ¹ / ₂ Core 240 sq.mm PVC armoured UG cable	Metre	1280.00
	n	3 ¹ / ₂ Core 300 sq.mm PVC armoured UG cable	Metre	1570.00
	o	3 ¹ / ₂ Core 400 sq.mm PVC armoured UG cable	Metre	2000.00
	p	4 Core 6 sq.mm PVC armoured UG cable	Metre	128.50
	q	4 Core 10 sq.mm PVC armoured UG cable	Metre	140.70
	r	4 Core 16 sq.mm PVC armoured UG cable	Metre	185.60
2		PVC INSULATED SINGLE CORE MULTI STRAND FIRE RETARDANT FLEXIBLE COPPER CABLE WITH ISI MARK CONFORMING TO IS:694/1990.		
	a	14 / 0.3 (1.0 sq.mm.)	Metre	9.10
	b	22 / 0.3 (1.5 sq.mm.)	Metre	14.30
	c	36 / 0.3 (2.5 sq.mm.)	Metre	22.20
	d	56 / 0.3 (4 sq.mm.)	Metre	35.20
	e	84 / 0.3 (6 sq.mm.)	Metre	52.20
	f	140 / 0.3 (10 sq.mm.)	Metre	78.30

Item No.		Details	Per	Rate approved for the year 2015-2016 (w.e.f. 01.08.2015)
	g	101 / 0.45 (16 sq.mm.)	Metre	128.00
	h	168 / 0.45 (25 sq.mm.)	Metre	282.00
3		CONDUCTOR		
	a	Hard drawn copper conductor (Gauge No. 8&6)	KG	529.00
	b	14 SWG TC wire	KG	541.00
	c	G.I.No.8 wire and No. 6 wire	KG	89.70
4		CABLE GLANDS		
	a	Cable gland suitable for 2 core 4sq.mm UG cable.	Each	19.80
	b	Cable gland suitable for 2 core 6 sq.mm UG cable.	Each	24.60
	c	Cable gland suitable for 2 core 10 sq.mm UG cable.	Each	29.30
	d	Cable gland suitable for 2 core 16 sq.mm UG cable.	Each	43.40
	e	Cable gland suitable for 2 core 25 sq.mm UG cable.	Each	51.80
	f	Cable gland suitable for 3 ¹ / ₂ core 25 sq.mm UG cable.	Each	51.80
	g	Cable gland suitable for 3 ¹ / ₂ core 35 sq.mm UG cable.	Each	65.80
	h	Cable gland suitable for 3 ¹ / ₂ core 50 sq.mm UG cable.	Each	65.80
	I	Cable gland suitable for 3 ¹ / ₂ core 70 sq.mm UG cable.	Each	81.10
	j	Cable gland suitable for 3 ¹ / ₂ core 95 sq.mm UG cable.	Each	98.90
	k	Cable gland suitable for 3 ¹ / ₂ core 120 sq.mm UG cable	Each	125.90
	l	Cable gland suitable for 3 ¹ / ₂ core 150 sq.mm UG cable	Each	165.70
	m	Cable gland suitable for 3 ¹ / ₂ core 185 sq.mm UG cable	Each	196.00
	n	Cable gland suitable for 3 ¹ / ₂ core 240 sq.mm UG cable	Each	196.00
	o	Cable gland suitable for 3 ¹ / ₂ core 300 sq.mm UG cable	Each	234.00
	p	Cable gland suitable for 3 ¹ / ₂ core 400 sq.mm UG cable	Each	334.00
	q	Cable gland suitable for 3 ¹ / ₂ core 500 sq.mm UG cable	Each	389.00
	r	Cable gland suitable for 4 core 6 sq.mm UG cable	Each	24.60
	s	Cable gland suitable for 4 core 10 sq.mm UG cable.	Each	29.30
	t	Cable gland suitable for 4 core 25 sq.mm UG cable.	Each	51.80
5		FUSE WIRE (COPPER)		
	a	5 Amps fuse wire	KG	529.00

Item No.		Details	Per	Rate approved for the year 2015-2016 (w.e.f. 01.08.2015)
	b	10 Amps fuse wire	KG	529.00
	c	20 Amps fuse wire	KG	529.00
6		NEUTRAL LINK 15 AMPS		
	a	4 Way Neutral link	Each	27.00
	b	6 Way Neutral link	Each	40.00
	c	8 Way Neutral link	Each	49.90
	d	12 Way Neutral link	Each	72.40
		PART "F"		
1		M.S.BOX WITH PAINTING (16 SWG)		
	a	M.S.Box of size (100 x 100 x 75 mm)	Each	49.40
	b	M.S.Box of size (150 x 100 x 75 mm)	Each	68.30
	c	M.S.Box of size (200 x 150 x 75 mm)	Each	111.00
	d	M.S. Box complete with Lock & Key arrangements with painting of size (300 x 200 x 100mm)	Each	336.00
		PART "G"		
1		MS ANGLES		
	a	1 $\frac{1}{2}$ "x1 $\frac{1}{2}$ "x $\frac{1}{4}$ " (37.5 x 37.5 x 6.24mm) (1M=3.25 kg)	KG	51.40
	b	1 $\frac{1}{2}$ " x 1 $\frac{1}{2}$ " x $\frac{1}{2}$ " (37.5 x 37.5 x 12.5mm)	KG	51.40
	c	2" x 2" x $\frac{1}{2}$ " (50 x 50 x 12.5mm)	KG	51.40
2		ALUMINIUM FLAT		
	a	Aluminium Flat (1" x $\frac{1}{4}$ ") (25 x 6.25mm)	KG	195.00
	b	Aluminium Flat (1" x $\frac{1}{8}$ ")	KG	195.00
3		COPPER FLAT		
	a	Copper Flat (25 x 3mm)	KG	529.00
	b	Copper Flat (25 x 6mm)	KG	529.00
	c	Copper Flat (33 x 6mm)	KG	529.00
	d	Copper Flat (50 x 6mm)	KG	529.00
4		POWER CAPACITOR		
	a	Power capacitor for power factor improvement with oil filled with discharge resistance 3 phase 415 / 440V 50 HZ conforming to ISS:2384 with ISI marking.	KVAR	370.00

Item No.		Details	Per	Rate approved for the year 2015-2016 (w.e.f. 01.08.2015)
		PART "H"		
1		CONDUIT MATERIALS 16 GAUGE.		
	a	Conduit pipe 16mm (5/8") Heavy Gauge	Metre	33.60
	b	Conduit pipe 19mm (3/4") Heavy Gauge	Metre	34.70
	c	Conduit pipe 25mm (1") Heavy Gauge	Metre	42.70
	d	Conduit pipe 32mm (1 ¹ / ₄ ") Heavy Gauge	Metre	56.00
	e	Conduit pipe 38mm (1 ¹ / ₂ ") Heavy Gauge	Metre	66.00
2		CONDUIT TEE BENDS		
	a	Conduit Tee bends 16mm (5/8")	Dozen	94.00
	b	Conduit Tee bends 19mm (3/4")	Dozen	95.00
	c	Conduit Tee bends 25mm (1")	Dozen	114.00
	d	Conduit Tee bends 32mm (1 ¹ / ₄ ")	Dozen	118.00
	e	Conduit Tee bends 38mm (1 ¹ / ₂ ")	Dozen	147.00
	f	Conduit Tee bends 50mm (2")	Dozen	184.00
3		CONDUIT BENDS - 16 GAUGE		
	a	Conduit solit bends 16mm (5/8")	Dozen	89.00
	b	Conduit solit bends 19mm (3/4")	Dozen	99.00
	c	Conduit solit bends 25mm (1")	Dozen	117.00
	d	Conduit solit bends 32mm (1 ¹ / ₄ ")	Dozen	138.00
	e	Conduit solit bends 38mm (1 ¹ / ₂ ")	Dozen	196.00
	f	Conduit solit bends 50mm (2")	Dozen	240.00
4		CONDUIT INSPECTION BEND-16 GAUGE		
	a	Conduit Inspection bends 16mm (5/8")	Dozen	89.00
	b	Conduit Inspection bends 19mm (3/4")	Dozen	92.00
	c	Conduit Inspection bends 25mm (1")	Dozen	118.00
	d	Conduit Inspection bends 32mm (1 ¹ / ₄ ")	Dozen	142.00
	e	Conduit Inspection bends 38mm (1 ¹ / ₂ ")	Dozen	184.00
	f	Conduit Inspection bends 50mm (2")	Dozen	209.00
	g	Conduit Inspection bends 65mm (2 ¹ / ₂ ")	Dozen	269.00

Item No.	Details	Per	Rate approved for the year 2015-2016 (w.e.f. 01.08.2015)
	PART "I"		
1	P.V.C.(RIGID) PIPES (1.8MM THICK) WITH ISI		
a	P.V.C. rigid pipes 16mm (5/8")	Metre	14.40
b	P.V.C. rigid pipes 20mm (3/4")	Metre	20.80
c	P.V.C. rigid pipes 25mm (1")	Metre	30.90
d	P.V.C. rigid pipes 32mm (1 ¹ / ₄ ")	Metre	46.80
e	P.V.C. rigid pipes 40mm (1 ¹ / ₂ ")	Metre	66.70
f	P.V.C. rigid pipes 50mm (2")	Metre	99.90
2	P.V.C. RIGID BENDS		
a	P.V.C. rigid bends 16mm (5/8")	Each	3.35
b	P.V.C. rigid bends 20mm (3/4")	Each	3.35
c	P.V.C. rigid bends 25mm (1")	Each	4.55
d	P.V.C. rigid bends 32mm (1 ¹ / ₄ ")	Each	8.10
e	P.V.C. rigid bends 40mm (1 ¹ / ₂ ")	Each	20.20
f	P.V.C. rigid bends 50mm (2")	Each	24.50
3	P.V.C COUPLES		
a	P.V.C Couples 16mm (5/8")	Dozen	14.40
b	P.V.C Couples 19mm (3/4")	Dozen	14.40
c	P.V.C Couples 25mm (1")	Dozen	28.00
d	P.V.C Couples 32mm (1 ¹ / ₄ ")	Dozen	63.90
e	P.V.C Couples 38mm (1 ¹ / ₂ ")	Dozen	137.00
f	P.V.C Couples 50mm (2")	Dozen	143.00
4	P.V.C. TEES		
a	P.V.C. Tees 16mm (5/8")	Dozen	14.40
b	P.V.C. Tees 19mm (3/4")	Dozen	16.70
c	P.V.C. Tees 25mm (1")	Dozen	21.30
d	P.V.C. Tees 32mm (1 ¹ / ₄ ")	Dozen	95.40
e	P.V.C. Tees 38mm (1 ¹ / ₂ ")	Dozen	307.00
f	P.V.C. Tees 50mm (2")	Dozen	336.00

Item No.		Details	Per	Rate approved for the year 2015-2016 (w.e.f. 01.08.2015)
5		P.V.C. SADDLES		
	a	P.V.C. Saddles 16mm (5/8")	Dozen	3.35
	b	P.V.C. Saddles 19mm (3/4")	Dozen	3.85
	c	P.V.C. Saddles 25mm (1")	Dozen	4.45
	d	P.V.C. Saddles 32mm (1 ¹ / ₄ ")	Dozen	5.60
	e	P.V.C. Saddles 38mm (1 ¹ / ₂ ")	Dozen	6.70
	f	P.V.C. Saddles 50mm (2")	Dozen	13.40
6		P.V.C. JUNCTION BOXES		
	a	Junction Boxes 1, 2, 3 & 4 way 16mm (5/8")	Dozen	44.80
	b	Junction Boxes 1, 2, 3 & 4 way 19mm (3/4")	Dozen	44.80
	c	Junction Boxes 1, 2, 3 & 4 way 25mm (1")	Dozen	52.70
	d	Junction Boxes 1, 2, 3 & 4 way 32mm (1 ¹ / ₄ ")	Dozen	117.00
	e	Junction Boxes 1, 2, 3 & 4 way 38mm (1 ¹ / ₂ ")	Dozen	139.00
7		P.V.C. HYLEM SHEETS		
	a	Hylem sheet 3mm Thick	Sq.m	685.00
8		INSULATION TAPE P.V.C		
	a	PVC Insulation Tape (19mm)	Roll/10 mt	16.70
	b	Empire Tape (12mm)	Roll/10 mt	22.40
	c	Empire Tape (19mm)	Roll/10 mt	26.90
		PART "J"		
		TEAK WOOD MATERIALS		
1		T.W. BOX CONCEALED TYPE		
	a	T.W. Box concealed type 12" x 8" x 3"	Each	84.20
	b	T.W. Box concealed type 8" x 6" x 3"	Each	44.80
	c	T.W. Box concealed type 6" x 4" x 3"	Each	20.10
	d	T.W. Box concealed type 4" x 4" x 3"	Each	16.70
	e	T.W. Plugs 1 ¹ / ₂ " x 1" x 2"	1000 Nos.	347.00
	f	T.W. Round blocks	100 Nos.	673.00

Item No.		Details	Per	Rate approved for the year 2015-2016 (w.e.f. 01.08.2015)	
		PART " K"			
1		CRIMPING LUGS SUITABLE FOR THE FOLLOWING SIZES			
		Size		Aluminium	Copper
	a	4.0 Sq.mm	Each	1.60	4.65
	b	6.0 Sq.mm	Each	1.80	4.65
	c	10.0 Sq.mm	Each	2.30	5.85
	d	16.0 Sq.mm	Each	2.30	7.00
	e	25.0 Sq.mm	Each	3.50	11.75
	f	35.0 Sq.mm	Each	4.65	12.90
	g	50.0 Sq.mm	Each	7.00	15.25
	h	70.0 Sq.mm	Each	9.35	24.65
	j	95.0 Sq.mm	Each	10.60	30.60
	j	120.0 Sq.mm	Each	14.10	42.30
	k	150.0 Sq.mm	Each	18.80	54.10
	l	185.0 Sq.mm	Each	24.65	82.40
	m	225.0 Sq.mm	Each	36.50	117.30
	n	240.0 Sq.mm	Each	40.00	117.30
	o	300.0 Sq.mm	Each	55.30	158.70
	p	400.0 Sq.mm	Each	82.40	240.70
2		CABLE ROUTE INDICATOR			
	a	Cable route indicator for L.T. Cable	Each Box	78.50	
	b	Cable route indicator for H.T. Cable	Each Box	78.50	
		PART "L"			
1	A	BRASS SCREWS			
	a	Brass Screws (20mm) 3/4" No.6	Gross	72.90	
	b	Brass Screws (25mm) 1" No.6	Gross	78.50	
	c	Brass Screws (40mm) 1 1/2" No.6	Gross	84.10	
	d	Brass Screws (20mm) 3/4" No.8	Gross	72.90	
	e	Brass Screws (25mm) 1" No.8	Gross	78.50	
	f	Brass Screws (50mm) 2" No.10	Gross	162.00	

Item No.		Details	Per	Rate approved for the year 2015-2016 (w.e.f. 01.08.2015)
	g	Brass Screws (75mm) 3" No.10	Gross	240.00
2		Coach Screws 2" x 1/4" (50 x 6.25mm)	Dozen	14.50
3		CONDUIT SADDLES		
	a	Conduit Saddles 16mm (5/8")	Gross	44.80
	b	Conduit Saddles 19mm (3/4")	Gross	47.70
	c	Conduit Saddles 25mm (1")	Gross	56.00
	d	Conduit Saddles 32mm (1 1/4")	Gross	72.90
	e	Conduit Saddles 38mm (1 1/2")	Gross	89.70
	f	Conduit Saddles 50mm (2")	Gross	100.90
	g	Conduit Saddles 65mm (2 1/2")	Gross	115.00
4		SODIUM VAPOUR FITTINGS & LAMP (for External electrification & campus lighting)		
	a	250 Watts Sodium Vapour fittings	Each	3550.00
	b	250 Watts Sodium Vapour Lamp	Each	785.00
	c	150 Watts Sodium Vapour fittings	Each	3500.00
	d	150 Watts Sodium Vapour Lamp	Each	673.00
	e	70 Watts Sodium Vapour fittings	Each	2830.00
	f	70 Watts Sodium Vapour Lamp	Each	448.00
5		SODIUM VAPOUR LAMP FITTING SINGLE PIECE DIE CAST ALUMINIUM HOUSING AND LAMP FOR HEAVY TRAFFIC ROADS (PHILIPS / CROMPTON GREAVES / WIPRO / BAJAJ)		
	a	400 Watts Sodium Vapour fittings	Each	10600.00
	b	400 Watts Sodium Vapour Lamp	Each	1100.00
	c	250 Watts Sodium Vapour fittings	Each	7240.00
	d	250 Watts Sodium Vapour lamp	Each	890.00
	e	150 Watts Sodium Vapour fittings	Each	6800.00
	f	150 Watts Sodium Vapour Lamp	Each	730.00
	g	70 Watts Sodium Vapour fittings	Each	2910.00
	h	70 Watts Sodium Vapour Lamp	Each	504.00

Item No.		Details	Per	Rate approved for the year 2015-2016 (w.e.f. 01.08.2015)	
6		MINIATURE CIRCUIT BREAKERS 240 V / 415V 50 HZ - AC SUPPLY suitable for both lighting and Motor Circuits.		Legrand / Hager	All other makes with ISI (Std.) / HPL / Havell's / Equivalent)
	a	Single Pole 6 A to 32A, 10KA	Each	206.00	150.00
	b	Single Pole 40A, 10KA	Each	420.00	314.00
	c	Single Pole & Neutral 6 A to 32A,10KA	Each	599.00	454.00
	d	Single Pole & Neutral 40A,10KA	Each	972.00	629.00
	e	Double Pole 6 A to 32A,10KA	Each	599.00	499.00
	f	Double Pole 40A,10KA	Each	972.00	683.00
	g	Triple Pole 6 A to 32A,10KA	Each	964.00	752.00
	h	Triple Pole 63A,10KA	Each	1470.00	1200.00
	I	Triple Pole & Neutral 6 A to 32A,10KA	Each	1270.00	980.00
	j	Triple Pole & Neutral 63A,10KA	Each	1900.00	1510.00
	k	Four Pole 6 A to 32A,10KA	Each	1270.00	1050.00
	l	Four Pole 63A,10KA	Each	1900.00	1610.00
7		PLUG AND SOCKETS IN SHEET STEEL ENCLOSURE WITHOUT M.C.B.S		Legrand (MDS) / Hager (L&T)	All other makes with ISI (Std.) / HPL / Havell's / Equivalent)
	a	10 A Single Pole	Each	993.00	591.00
	b	20 A Single Pole	Each	1060.00	596.00
	c	20 A Double Pole	Each	1150.00	--
	d	20 A Triple Pole	Each	1950.00	1130.00
	e	32 A Triple Pole	Each	2320.00	1530.00
	f	63 A Triple Pole	Each	9450.00	--
8	1	RCCB / ELCB			
	a	10 Amps 30 MA DP	Each	2800.00	2060.00
	b	25 Amps 30 MA DP	Each	2310.00	1770.00
	c	40 Amps 30 MA DP	Each	2560.00	1870.00

Item No.		Details	Per	Rate approved for the year 2015-2016 (w.e.f. 01.08.2015)	
		RCCB / ELCB			
8	2	FOUR POLE			
	a	25 Amps 30 MA	Each	3180.00	2180.00
	b	40 Amps 30 MA	Each	3220.00	2230.00
	c	63 Amps 30 MA	Each	3720.00	2530.00
9		HRC - FUSES			
	a	16 Amps	Each	65.80	35.20
	b	32 Amps	Each	68.20	58.80
	c	63 Amps	Each	140.70	73.90
	d	125 Amps	Each	329.00	164.00
	e	160 Amps	Each	411.00	221.00
	f	200 Amps	Each	423.00	221.00
	g	250 Amps	Each	588.00	327.00
10		MCB ISOLATORS		Legrand (MDS) / Hager (L&T)	All other makes with ISI (Std.) / HPL / Havell's / Equivalent)
A	a	32A - DP	Each	316.00	--
	b	32A - TP	Each	527.00	--
	c	32A - FP	Each	603.00	--
B	a	40A - DP	Each	436.00	302.00
	b	40A - TP	Each	754.00	554.00
	c	40A - FP	Each	969.00	677.00
C	a	63A - DP	Each	584.00	383.00
	b	63A - TP	Each	877.00	603.00
	c	63A - FP	Each	1060.00	706.00
D	a	100A - DP	Each	--	495.00
	b	100A - TP	Each	700.00	788.00
	c	100A - FP	Each	1120.00	861.00

Item No.		Details	Per	Rate approved for the year 2015-2016 (w.e.f. 01.08.2015)	
11		HORIZONTAL THREE PHASE DISTRIBUTION BOARD WITH MCBS 4 way / 6 way / 8 way / 12 way TPMCB sheet steel distribution boards flush type / surface type fitted with bus bars and neutral links with single / three phase MCB outgoing and separate 4 way provision for accommodating One No. 4 pole incoming MCB / Isolator and another separate 4 way provision for accommodating One No. 4 pole ELCB / RCD with label holder and provisions for taking up cable for size not less than 35 sq.mm.		Legrand (MDS) / Hager (L&T)	All other makes with ISI (Std.) / HPL / Havell's / Equivalent)
	I	Module type with IP 20 protection			
	a	4 ways 3 phase DB No. of ways incomer MCB / Isolator - 4 No. of ways incomer ELCB / RCD - 4 No. of outgoing ways - 12	Each	1950.00	1220.00
	b	6 ways 3 phase DB No. of ways incomer MCB / Isolator - 4 No. of ways incomer ELCB / RCD - 4 No. of outgoing ways - 18	Each	2420.00	1540.00
	c	8 ways 3 phase DB No. of ways incomer MCB / Isolator - 4 No. of ways incomer ELCB / RCD - 4 No. of outgoing ways - 24	Each	2880.00	1860.00
	d	12 ways 3 phase DB No. of ways incomer MCB / Isolator - 4 No. of ways incomer ELCB / RCD - 4 No. of outgoing ways - 36	Each	4310.00	2550.00
	II	TPMCB DB with metal door cover with IP 42 protection			
	a	4 ways 3 phase DB No. of ways incomer MCB / Isolator - 4 No. of ways incomer ELCB / RCD - 4 No. of outgoing ways - 12	Each	2650.00	2100.00
	b	6 ways 3 phase DB No. of ways incomer MCB / Isolator - 4 No. of ways incomer ELCB / RCD - 4 No. of outgoing ways - 18	Each	3270.00	2660.00
	c	8 ways 3 phase DB No. of ways incomer MCB / Isolator - 4 No. of ways incomer ELCB / RCD - 4 No. of outgoing ways - 24	Each	3920.00	3260.00
	d	12 ways 3 phase DB No. of ways incomer MCB / Isolator - 4 No. of ways incomer ELCB / RCD - 4 No. of outgoing ways - 36	Each	5790.00	4420.00


Item No.		Details	Per	Rate approved for the year 2015-2016 (w.e.f. 01.08.2015)	
	III	TPMCB DB with acrylic door cover with IP42 protection			
	a	4 ways 3 phase DB No. of ways incomer MCB / Isolator - 4 No. of ways incomer ELCB / RCD - 4 No. of outgoing ways - 12	Each	3090.00	--
	b	6 ways 3 phase DB No. of ways incomer MCB / Isolator - 4 No. of ways incomer ELCB / RCD - 4 No. of outgoing ways - 18	Each	3790.00	--
	c	8 ways 3 phase DB No. of ways incomer MCB / Isolator - 4 No. of ways incomer ELCB / RCD - 4 No. of outgoing ways - 24	Each	4520.00	--
	d	12 ways 3 phase DB No. of ways incomer MCB / Isolator - 4 No. of ways incomer ELCB / RCD - 4 No. of outgoing ways - 36	Each	6890.00	--
	IV	Industrial type TPMCB DB with IP 54 protection			
	a	4 ways 3 phase DB No. of ways incomer MCB / Isolator - 4 No. of ways incomer ELCB / RCD - 4 No. of outgoing ways - 12	Each	7480.00	--
	b	6 ways 3 phase DB No. of ways incomer MCB / Isolator - 4 No. of ways incomer ELCB / RCD - 4 No. of outgoing ways - 18	Each	9000.00	--
	c	8 ways 3 phase DB No. of ways incomer MCB / Isolator - 4 No. of ways incomer ELCB / RCD - 4 No. of outgoing ways - 24	Each	9840.00	--
	d	12 ways 3 phase DB No. of ways incomer MCB / Isolator - 4 No. of ways incomer ELCB / RCD - 4 No. of outgoing ways - 36	Each	13600.00	--
12		VERTICAL THREE PHASE DISTRIBUTION BOARD WITH MCBS 4 way / 8 way / 12 way vertical TPMCB sheet steel distribution boards flush type / surface type fitted with bus bars and neutral links with single / three phase MCB outgoings and separate 4 way provision for accommodating One No. 4 pole incoming MCB / Isolator and another separate 4 way provision for accommodating One No. 4 pole ELCB / RCD with label holder and provisions for taking up cable for size not less than 35 sq.mm.		Legrand (MDS) / Hager (L&T)	All other makes with ISI (Std.) / HPL / Havell's / Equivalent)
	I	Module type with IP 20 protection			
	a	4 ways 3 phase DB No. of ways incomer MCB / Isolator - 4 No. of ways incomer ELCB / RCD - 4 No. of outgoing ways - 12	Each	5460.00	3970.00

Item No.		Details	Per	Rate approved for the year 2015-2016 (w.e.f. 01.08.2015)	
	b	8 ways 3 phase DB No. of ways incomer MCB / Isolator - 4 No. of ways incomer ELCB / RCD - 4 No. of outgoings ways - 24	Each	6750.00	5320.00
	c	12 ways 3 phase DB No. of ways incomer MCB / Isolator - 4 No. of ways incomer ELCB / RCD - 4 No. of outgoings ways - 36	Each	9820.00	6470.00
	II	TPMCB DB with metal door cover with IP 42 protection			
	a	4 ways 3 phase DB No. of ways incomer MCB / Isolator - 4 No. of ways incomer ELCB / RCD - 4 No. of outgoings ways - 12	Each	6340.00	5210.00
	b	8 ways 3 phase DB No. of ways incomer MCB / Isolator - 4 No. of ways incomer ELCB / RCD - 4 No. of outgoings ways - 24	Each	8030.00	6410.00
	c	12 ways 3 phase DB No. of ways incomer MCB/Isolatore - 4 No. of ways incomer ELCB / RCD - 4 No. of outgoings ways - 36	Each	10700.00	7880.00
	III	TPMCB DB with acrylic door cover with IP42 protection			
	a	4 ways 3 phase DB No. of ways incomer MCB / Isolator - 4 No. of ways incomer ELCB / RCD - 4 No. of outgoings ways - 12	Each	7650.00	--
	b	8 ways 3 phase DB No. of ways incomer MCB / Isolator - 4 No. of ways incomer ELCB / RCD - 4 No. of outgoings ways - 24	Each	9740.00	--
	c	12 ways 3 phase DB No. of ways incomer MCB/Isolatore - 4 No. of ways incomer ELCB / RCD - 4 No. of outgoings ways - 36	Each	12950.00	--
	IV	Industrial type TPMCB DB with IP 54 protection			
	a	4 ways 3 phase DB No. of ways incomer MCB / Isolator - 4 No. of ways incomer ELCB / RCD - 4 No. of outgoings ways - 12	Each	11830.00	--
	b	8 ways 3 phase DB No. of ways incomer MCB / Isolator - 4 No. of ways incomer ELCB / RCD - 4 No. of outgoings ways - 24	Each	14280.00	--

Item No.		Details	Per	Rate approved for the year 2015-2016 (w.e.f. 01.08.2015)	
	c	12 ways 3 phase DB No. of ways incomer MCB / Isolator - 4 No. of ways incomer ELCB / RCD - 4 No. of outgoing ways - 36	Each	19170.00	--
13		7 SEGMENTS (3 TIER) 3 PHASE DISTRIBUTION BOARD WITH MCB 4 way / 6 way / 8 way / 12 way TPMCB sheet steel distribution boards flush type / surface type fitted with bus bars and neutral links with single / three phase MCB outgoings and separate 4 way provision for accommodating One No. 4 pole incoming MCB / Isolator and another separate 4 way provision for accommodating One No. 4 pole ELCB / RCD (totally 8 ways in one segment) (3 x 4 ways in each segment) and separate provisions for MCB / Isolator (totally 12 Nos.) for sub incomers in 3 segments with label holder and provisions for taking up cable for size not less than 35 sq.mm.		Legrand (MDS) / Hager (L&T)	All other makes with ISI (Std.) / HPL / Havell's / Equivalent)
	I	Module type with IP 20 protection			
	a	4 ways 3 phase DB No. of ways incomer MCB / Isolator - 4 No. of ways incomer ELCB / RCD - 4 No. of sub-incomers - 12 No. of outgoing ways - 12	Each	5890.00	--
	b	6 ways 3 phase DB No. of ways incomer MCB / Isolator - 4 No. of ways incomer ELCB / RCD - 4 No. of sub-incomers - 12 No. of outgoing ways - 18	Each	6320.00	--
	c	8 ways 3 phase DB No. of ways incomer MCB / Isolator - 4 No. of ways incomer ELCB / RCD - 4 No. of sub-incomers - 12 No. of outgoing ways - 24	Each	6710.00	--
	d	12 ways 3 phase DB No. of ways incomer MCB / Isolator - 4 No. of ways incomer ELCB / RCD - 4 No. of sub-incomers - 12 No. of outgoing ways - 36	Each	7740.00	--
	II	TPMCB DB with metal / acrylic door cover with IP 42 protection			
	a	4 ways 3 phase DB No. of ways incomer MCB / Isolator - 4 No. of ways incomer ELCB / RCD - 4 No. of sub-incomers - 12 No. of outgoing ways - 12	Each	6220.00	--

Item No.		Details	Per	Rate approved for the year 2015-2016 (w.e.f. 01.08.2015)	
	b	6 ways 3 phase DB No. of ways incomer MCB / Isolator - 4 No. of ways incomer ELCB / RCD - 4 No. of sub-incomers - 12 No. of outgoing ways - 18	Each	7030.00	--
	c	8 ways 3 phase DB No. of ways incomer MCB / Isolator - 4 No. of ways incomer ELCB / RCD - 4 No. of sub-incomers - 12 No. of outgoing ways - 24	Each	7850.00	--
	d	12 ways 3 phase DB No. of ways incomer MCB / Isolator - 4 No. of ways incomer ELCB / RCD - 4 No. of sub-incomers - 12 No. of outgoing ways - 36	Each	9990.00	--
14		SINGLE PHASE DISTRIBUTION BOARD WITH MCBs 4 way / 8 way / 12 way vertical SPMCB sheet steel distribution boards flush type / surface type fitted with bus bars and neutral links with single phase MCB outgoing and separate 2 way provision for accommodating One No. 2 pole incoming MCB / Isolator and another separate 2 way provision for accommodating One No. 2 pole ELCB / RCD with label holder and provisions for taking up cable for size not less than 35 sq.mm.		Legrand (MDS) / Hager (L&T)	All other makes with ISI (Std.) / HPL / Havell's / Equivalent)
	I	Module type with IP 20 protection			
	a	4 ways 3 phase DB No. of ways incomer MCB / Isolator - 2 No. of ways incomer ELCB / RCD - 2 No. of outgoing ways - 4	Each	719.00	390.00
	b	4 ways 3 phase DB No. of ways incomer MCB / Isolator - 2 No. of ways incomer ELCB / RCD - 2 No. of outgoing ways - 8	Each	897.00	494.00
	c	4 ways 3 phase DB No. of ways incomer MCB / Isolator - 2 No. of ways incomer ELCB / RCD - 2 No. of outgoing ways - 12	Each	1065.00	677.00
	II	SPMCB DB with metal door cover with IP 42 protection			
	a	4 ways 3 phase DB No. of ways incomer MCB / Isolator - 2 No. of ways incomer ELCB / RCD - 2 No. of outgoing ways - 4	Each	1045.00	683.00

Item No.		Details	Per	Rate approved for the year 2015-2016 (w.e.f. 01.08.2015)	
	b	4 ways 3 phase DB No. of ways incomer MCB / Isolator - 2 No. of ways incomer ELCB / RCD - 2 No. of outgoing ways - 8	Each	1305.00	933.00
	c	4 ways 3 phase DB No. of ways incomer MCB / Isolator - 2 No. of ways incomer ELCB / RCD - 2 No. of outgoing ways - 12	Each	1570.00	1200.00
	III	SPMCB DB with acrylic door cover with IP42 protection			
	a	4 ways 3 phase DB No. of ways incomer MCB / Isolator - 2 No. of ways incomer ELCB / RCD - 2 No. of outgoing ways - 4	Each	1230.00	--
	b	4 ways 3 phase DB No. of ways incomer MCB / Isolator - 2 No. of ways incomer ELCB / RCD - 2 No. of outgoing ways - 8	Each	1450.00	--
	c	4 ways 3 phase DB No. of ways incomer MCB / Isolator - 2 No. of ways incomer ELCB / RCD - 2 No. of outgoing ways - 12	Each	1760.00	--
	IV	Industrial type TPMCB DB with IP 54 protection			
	a	4 ways 3 phase DB No. of ways incomer MCB / Isolator - 2 No. of ways incomer ELCB / RCD - 2 No. of outgoing ways - 4	Each	3140.00	--
	b	4 ways 3 phase DB No. of ways incomer MCB / Isolator - 2 No. of ways incomer ELCB / RCD - 2 No. of outgoing ways - 8	Each	3680.00	--
	c	4 ways 3 phase DB No. of ways incomer MCB / Isolator - 2 No. of ways incomer ELCB / RCD - 2 No. of outgoing ways - 12	Each	4240.00	--


 Engineer-in-Chief, WRD &
 Chief Engineer (General),
 PWD, Chennai-5.